

AIR FORCE CENTER FOR ENGINEERING AND THE ENVIRONMENT (AFCEE)

FACILITIES DYNAMIC PROTOTYPES
DESIGN FOR FITNESS CENTER - MEGA 2 SIZE

100% DESIGN
November 21, 2011



SHEET LIST	
SHEET NO.	SHEET NAME
GENERAL	
G-000	COVER SHEET
G-001	BUILDING RENDERING
INDIVIDUAL MODULES	
A-101	ENTRY & ADMINISTRATION
A-102	HAWC & FAC
A-103	RESTROOMS, STAIRS & SUPPORT
A-104	RACQUETBALL
A-105	GROUP EXERCISE - FLOOR PLAN & RCP
A-106	GROUP EXERCISE - AXON.
A-107	CARDIO/WEIGHT ROOM - FLOOR PLAN
A-108	CARDIO/WEIGHT ROOM - RCP
A-109	CARDIO/WEIGHT ROOM - AXON.
A-110	LOCKER ROOM - FLOOR PLAN
A-111	LOCKER ROOM - RCP
A-112	LOCKER ROOM - AXON.
A-113	TRACK A
A-114	TRACK B
A-115	BASKETBALL COURT A - FLOOR PLAN
A-116	BASKETBALL COURT A - AXON.
A-117	BASKETBALL COURT B - FLOOR PLAN
A-118	BASKETBALL COURT B - AXON.
ENHANCED INDIVIDUAL MODULES	
A-201	ENHANCED ENTRY WITH JUICE BAR
A-202	EXPANDED RETAIL, PARENT/CHILD AREA, MASSAGE ROOM, & ADDITIONAL STRETCHING AREA
A-203	ENHANCED LOCKER ROOM - FLOOR PLAN
A-204	ENHANCED LOCKER ROOM - RCP
A-205	ENHANCED LOCKER ROOM - AXON.
SUPPORT MODULES	
A-301	SUPPORT - FLOOR PLAN & RCP
A-302	SUPPORT - AXON.
MEGA MODULES	
A-401	MEGA MODULE - FLOOR PLAN
BUILDING LAYOUTS	
A-501	BUILDING - FIRST FLOOR PLAN
A-502	BUILDING - SECOND FLOOR PLAN
A-503	BUILDING - AXON.
MODULE SCHEDULES	
A-601	ROOM SCHEDULE
A-602	DOOR SCHEDULE
A-603	WINDOW SCHEDULE

AIR FORCE CENTER FOR ENGINEERING AND
THE ENVIRONMENT (AFCEE)
FACILITIES DYNAMIC PROTOTYPES DESIGN FOR:

FITNESS CENTER: MEGA 2 SIZE

100% DESIGN

Jacobs Project No.: FDWD1323

Drawing Title:

COVER SHEET

Date: 21 NOVEMBER 2011

Designed By: JN/MRB/OF

Drawn By: JN/MRB/OF

Checked By: JS

Drawing No.:

G-000

1

2

3

4

5

SCALE(S) AS NOTED ON THIS SHEET ARE BASED ON A FULL 22X34 SHEET

JACOBS™**NOT FOR
CONSTRUCTION**911 Central Parkway N., Suite 425 San Antonio, TX 78323
501 North Broadway, St. Louis, Missouri 63102-2121**AIR FORCE CENTER FOR ENGINEERING AND
THE ENVIRONMENT (AFCEE)
FACILITIES DYNAMIC PROTOTYPES DESIGN FOR:****FITNESS CENTER: MEGA 2 SIZE****100% DESIGN**

Jacobs Project No.: FDWD1323

Drawing Title:

**BUILDING
RENDERING**

Date: 21 NOVEMBER 2011

Designed By: JN/MRB/OF Drawing No.:

Drawn By: JN/MRB/OF

Checked By: JS

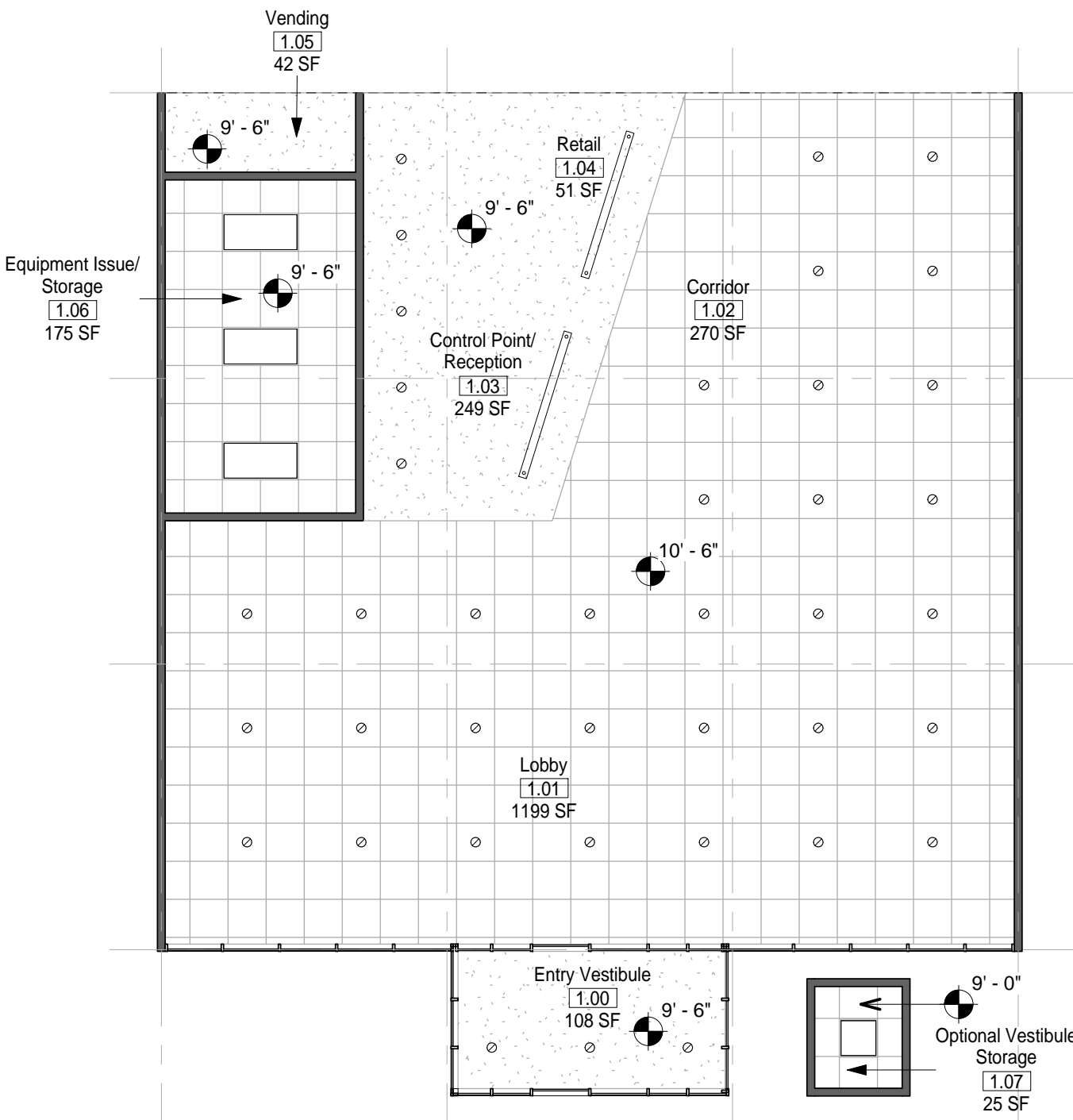
G-001

GENERAL NOTES

SCALE(S) AS NOTED ON THIS SHEET ARE BASED ON A FULL 22X34 SHEET

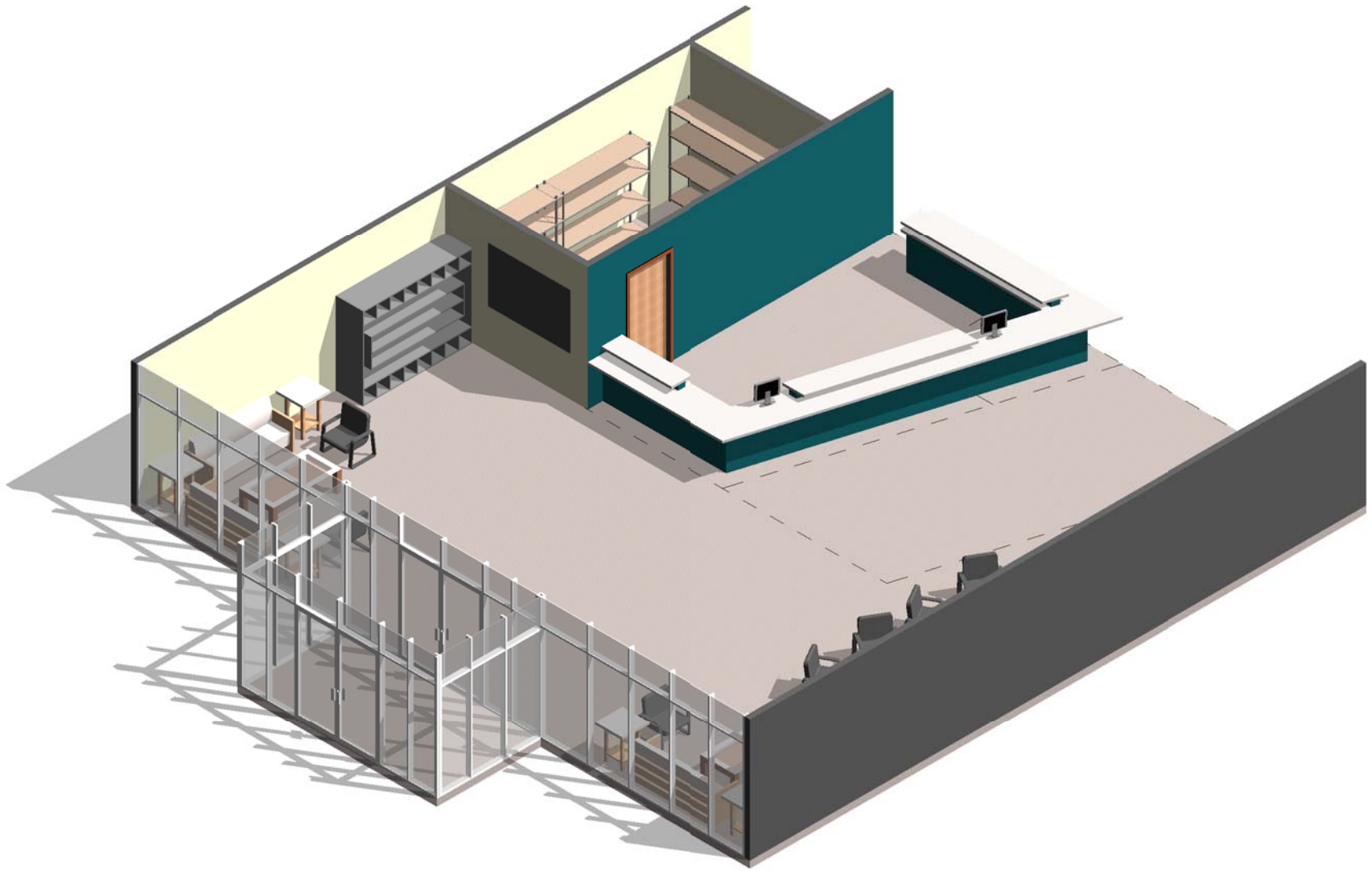
1. PROVIDE A VESTIBULE STORAGE ROOM IN NORTHERN TIER ENTRIES FOR SNOW SHOVELS & SIDEWALK SALT.

1. EVERY WALL IS GENERIC UNLESS SPECIFICALLY NOTED
2. EVERY WALL IS A PLACE HOLDER
3. AS THE MODULES ARE COMBINED TO CREATE A FACILITY,
4. DISCRETION SHOULD BE USED AS TO WHICH WALLS NEED TO BE
5. MOVED, ADDED OR REMOVED
6. IF NO WALL IS PRESENT, IT IS THE DESIGN INTENT TO LEAVE THAT
7. SPACE OPEN TO ADJACENT SPACES WITHIN THE FACILITY
8. ALL FURNITURE IS A PLACE HOLDER UNLESS SPECIFICALLY NOTED

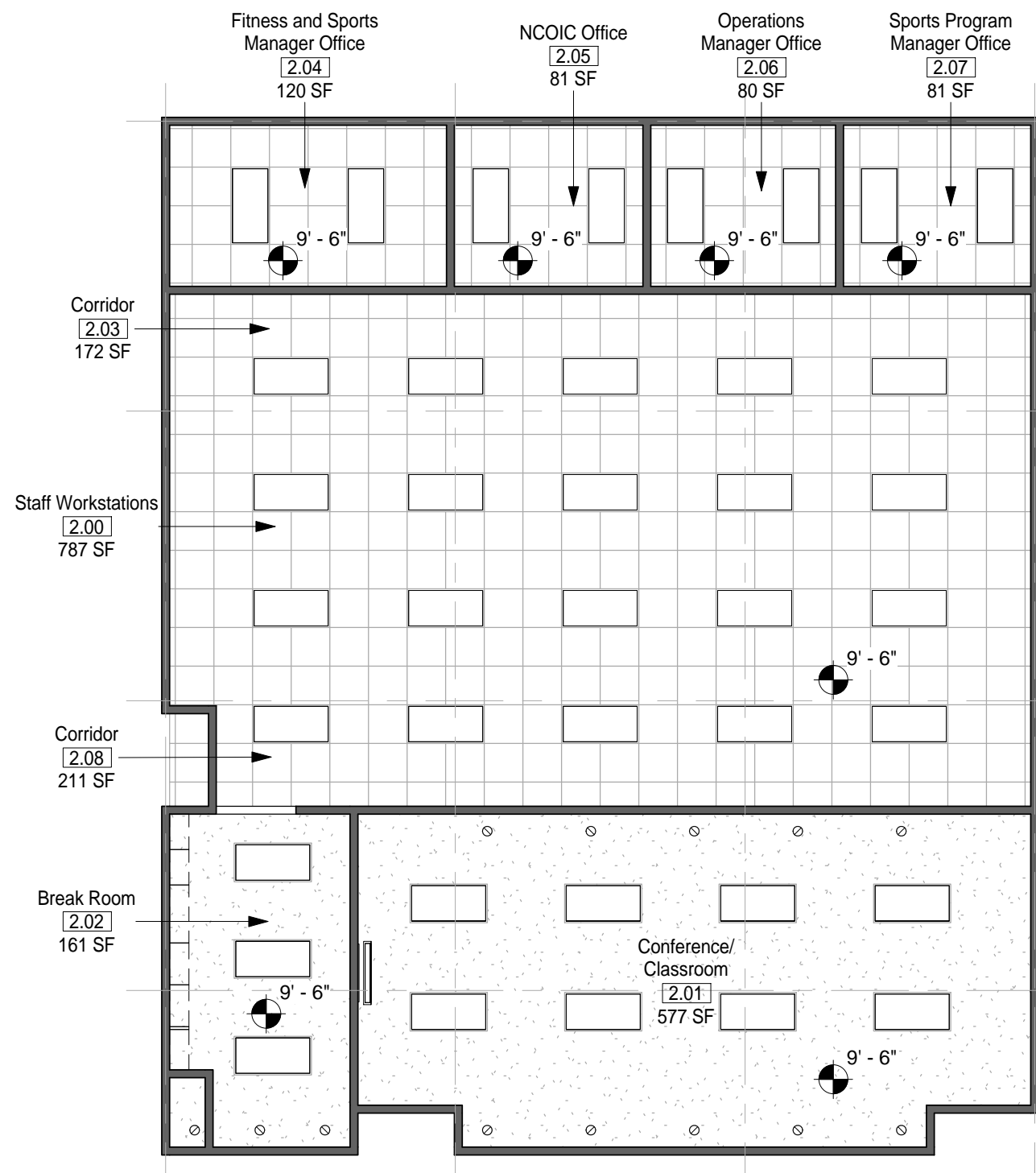


1 MODULE 01-ENTRY - PLAN
1/8" = 1'-0"

2 MODULE 01 - ENTRY - RCP
1/8" = 1'-0"



3 MODULE 01- ENTRY - AXON.

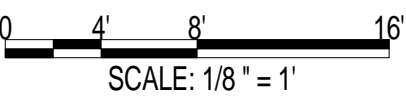


4 MODULE 02- ADMINISTRATION - PLAN
1/8" = 1'-0"

5 MODULE 02 - ADMINISTRATION - RCP
1/8" = 1'-0"



6 MODULE 02- ADMINISTRATION - AXON.



Jacobs Project No.: FDWD1323

Drawing Title:

ENTRY & ADMINISTRATION

Date: 21 NOVEMBER 2011

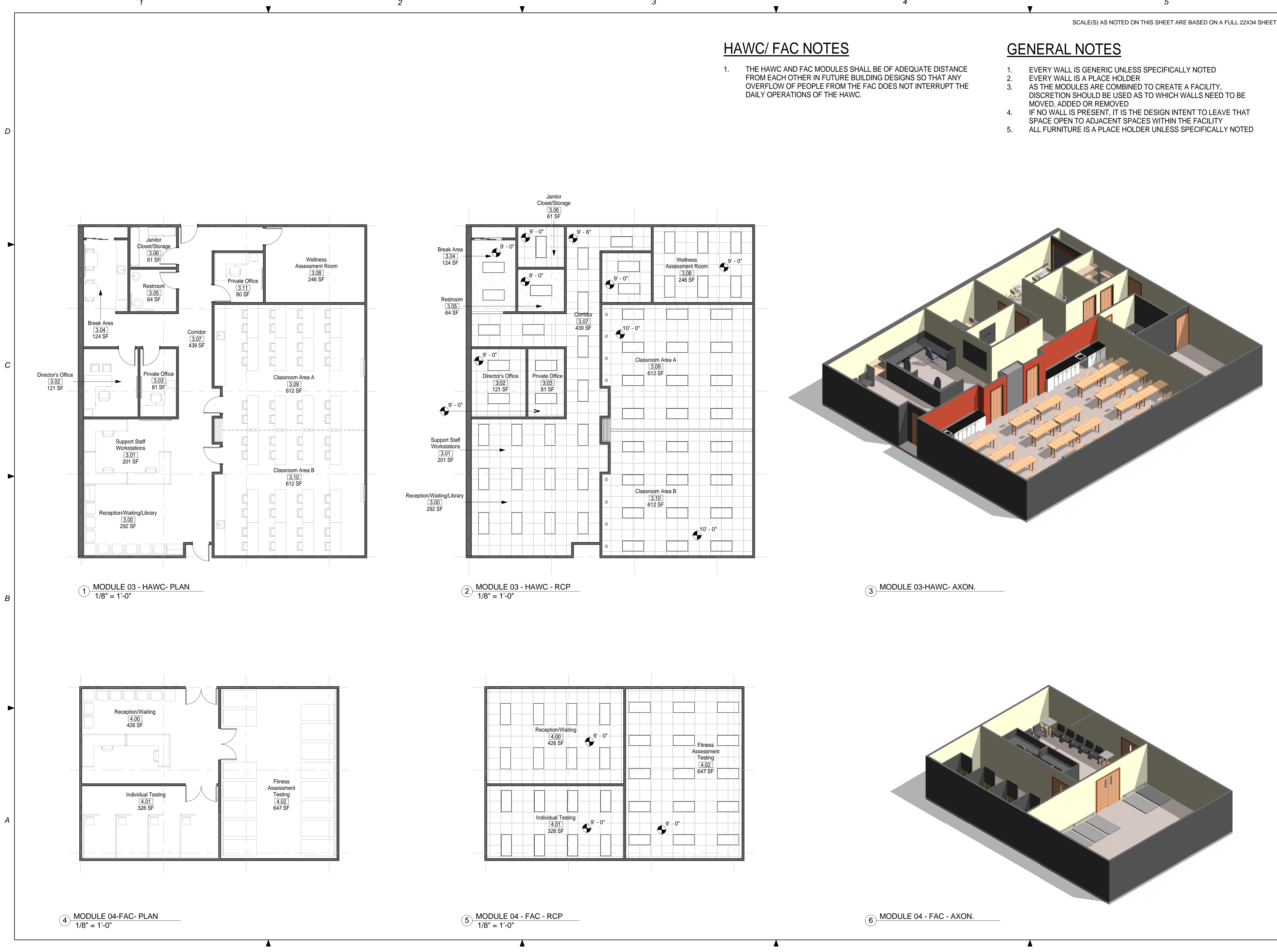
Designed By: JN/MRB/OF

Drawn By: JN/MRB/OF

Checked By: JS

Drawing No.:

A-101



SCALE(S) AS NOTED ON THIS SHEET ARE BASED ON A FULL 22X34 SHEET

HAWC/ FAC NOTES

- 1. THE HAWC AND FAC MODULES SHALL BE OF ADEQUATE DISTANCE FROM EACH OTHER IN FUTURE BUILDING DESIGNS SO THAT ANY OVERFLOW OF PEOPLE FROM THE FAC DOES NOT INTERRUPT THE DAILY OPERATIONS OF THE HAWC.

GENERAL NOTES

- 1. EVERY WALL IS GENERIC UNLESS SPECIFICALLY NOTED
- 2. EVERY WALL IS A PLACE HOLDER
- 3. AS THE MODULES ARE COMBINED TO CREATE A FACILITY, DISCRETION SHOULD BE USED AS TO WHICH WALLS NEED TO BE MOVED, ADDED OR REMOVED
- 4. IF NO WALL IS PRESENT, IT IS THE DESIGN INTENT TO LEAVE THAT SPACE OPEN TO ADJACENT SPACES WITHIN THE FACILITY
- 5. ALL FURNITURE IS A PLACE HOLDER UNLESS SPECIFICALLY NOTED

NOT FOR CONSTRUCTION

911 Central Parkway N., Suite 425 San Antonio, TX 78323
501 North Broadway, St. Louis, Missouri 63102-2121

AIR FORCE CENTER FOR ENGINEERING AND THE ENVIRONMENT (AFCEE)
FACILITIES DYNAMIC PROTOTYPES DESIGN FOR:

FITNESS CENTER: MEGA 2 SIZE
100% DESIGN

0 4' 8' 16'
SCALE: 1/8" = 1'

Jacobs Project No.: FDWD1323

Drawing Title:

HAWC & FAC

Date: 21 NOVEMBER 2011

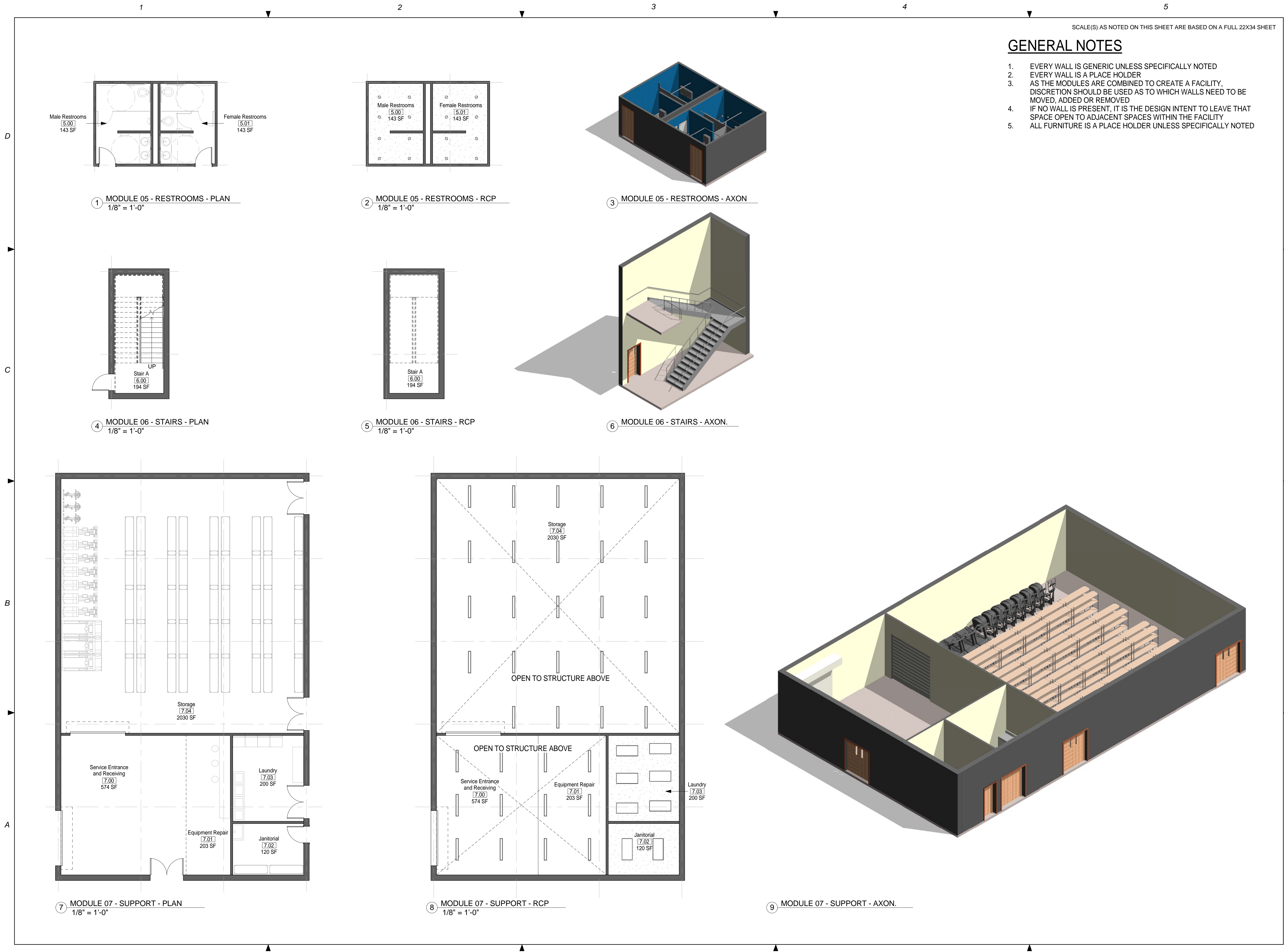
Designed By: JN/MRB/OF

Drawn By: JN/MRB/OF

Checked By: JS

Drawing No.:

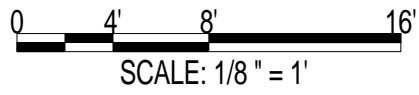
A-102



GENERAL NOTES

1. EVERY WALL IS GENERIC UNLESS SPECIFICALLY NOTED
2. EVERY WALL IS A PLACE HOLDER
3. AS THE MODULES ARE COMBINED TO CREATE A FACILITY, DISCRETION SHOULD BE USED AS TO WHICH WALLS NEED TO BE MOVED, ADDED OR REMOVED
4. IF NO WALL IS PRESENT, IT IS THE DESIGN INTENT TO LEAVE THAT SPACE OPEN TO ADJACENT SPACES WITHIN THE FACILITY
5. ALL FURNITURE IS A PLACE HOLDER UNLESS SPECIFICALLY NOTED

AIR FORCE CENTER FOR ENGINEERING AND
THE ENVIRONMENT (AFCEE)
FACILITIES DYNAMIC PROTOTYPES DESIGN FOR:
FITNESS CENTER: MEGA 2 SIZE
100% DESIGN



Jacobs Project No.: FDWD1323

Drawing Title:

RESTROOMS,
STAIRS & SUPPORT

Date: 21 NOVEMBER 2011

Designed By: JN/MRB/OF

Drawn By: JN/MRB/OF

Checked By: JS

Drawing No.:

A-103

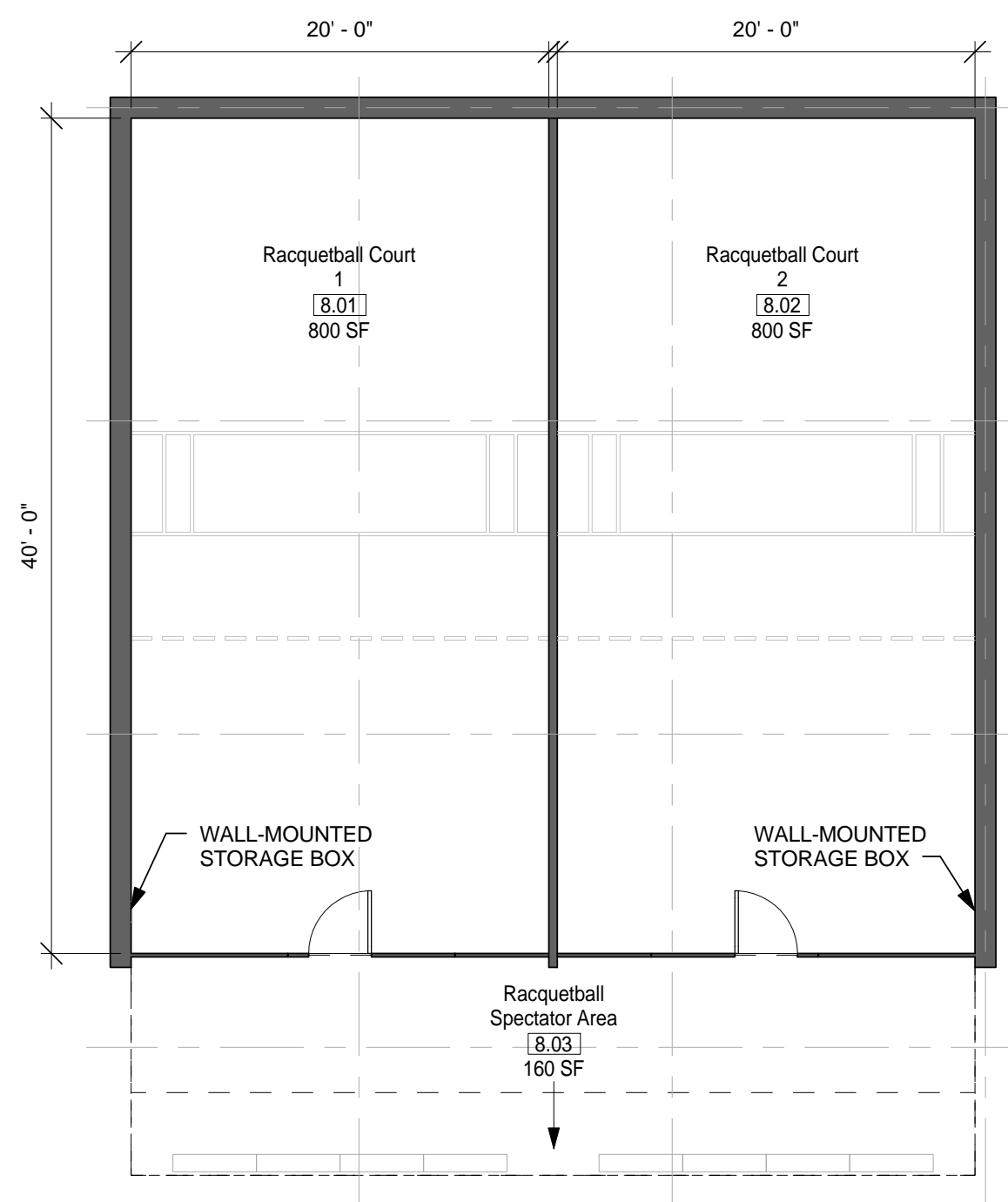
SCALE(S) AS NOTED ON THIS SHEET ARE BASED ON A FULL 22X34 SHEET

GENERAL NOTES

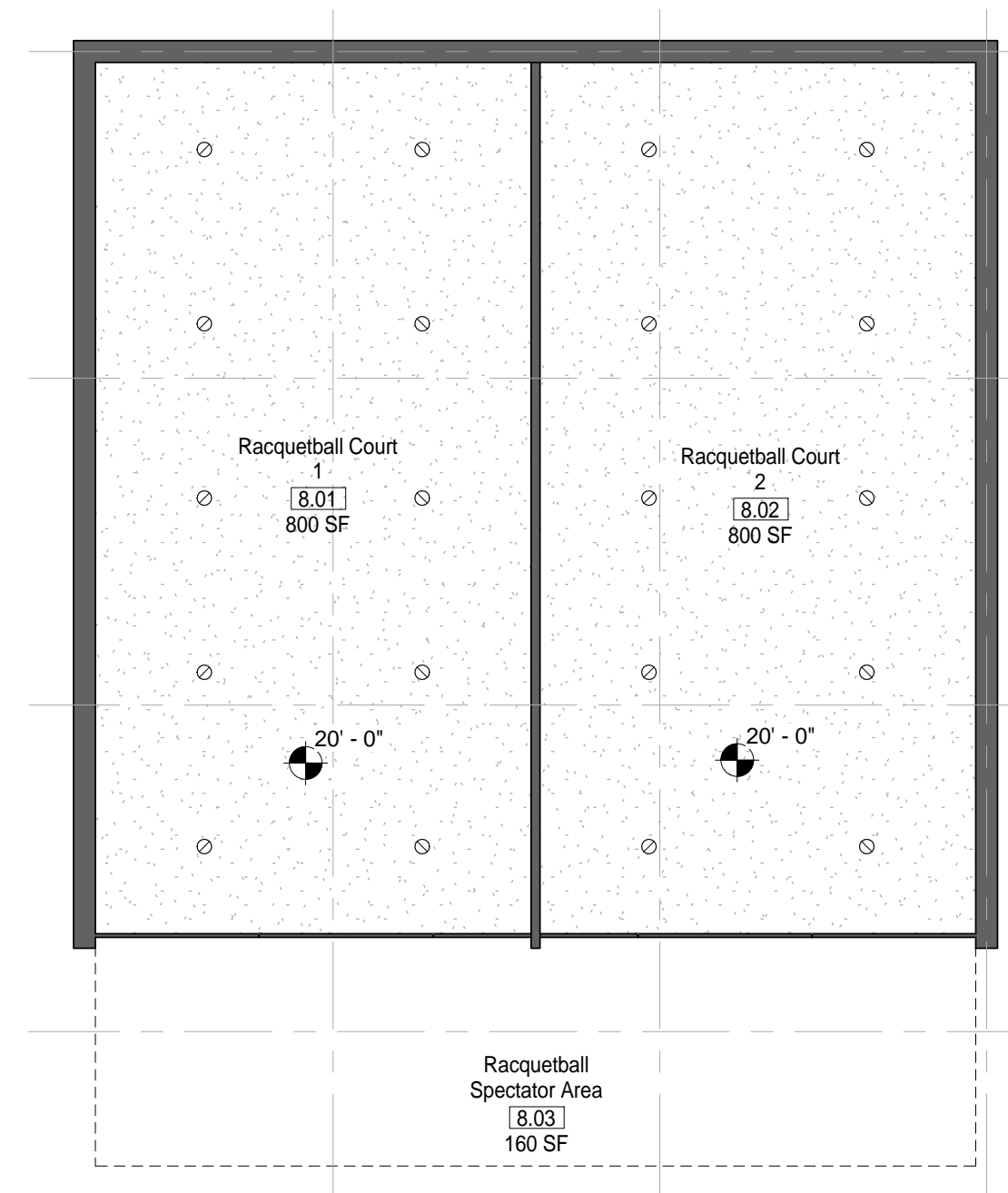
1. EVERY WALL IS GENERIC UNLESS SPECIFICALLY NOTED
2. EVERY WALL IS A PLACE HOLDER
3. AS THE MODULES ARE COMBINED TO CREATE A FACILITY,
DISCRETION SHOULD BE USED AS TO WHICH WALLS NEED TO BE
MOVED, ADDED OR REMOVED
4. IF NO WALL IS PRESENT, IT IS THE DESIGN INTENT TO LEAVE THAT
SPACE OPEN TO ADJACENT SPACES WITHIN THE FACILITY
5. ALL FURNITURE IS A PLACE HOLDER UNLESS SPECIFICALLY NOTED

RACQUETBALL COURT NOTES

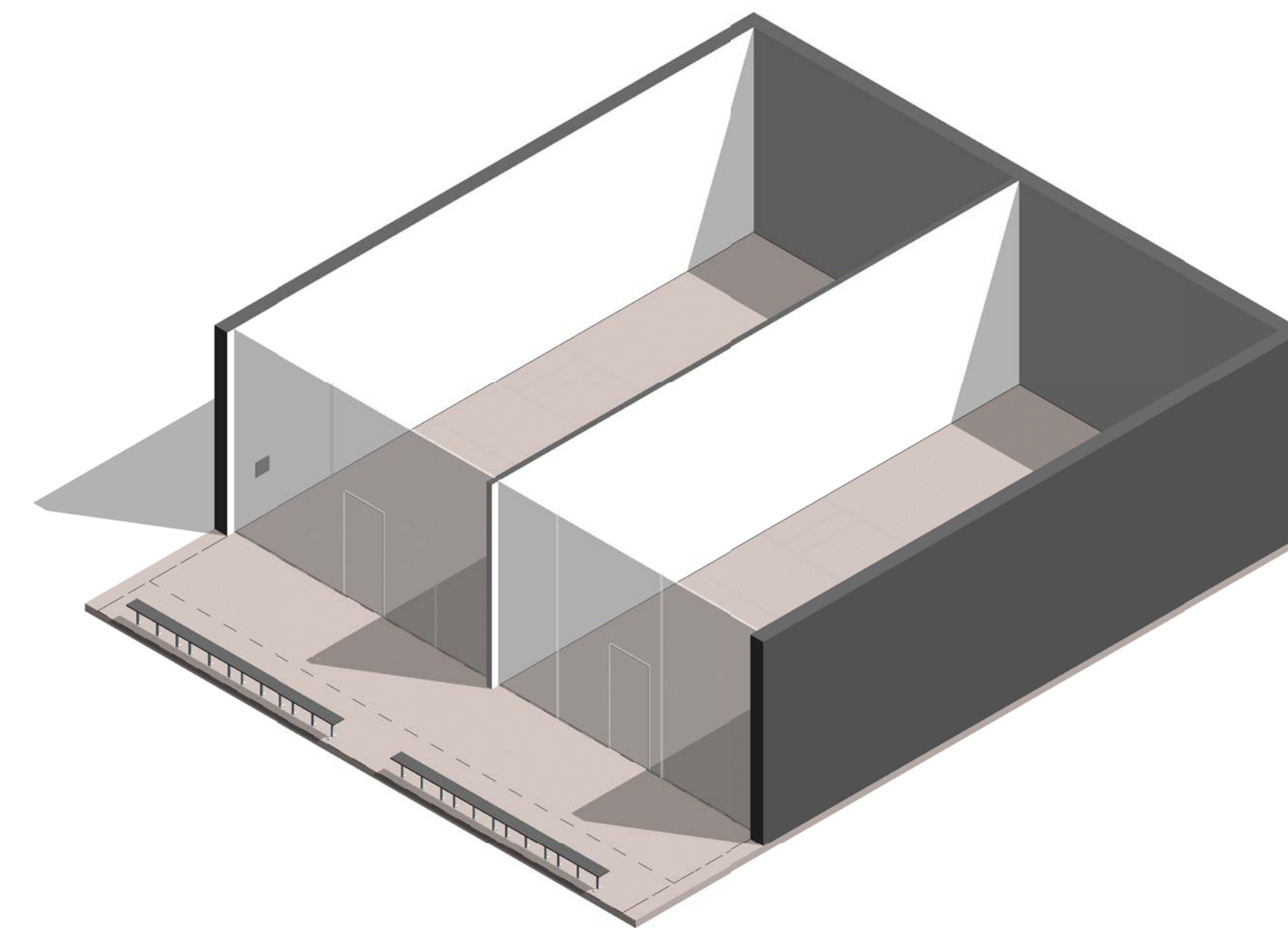
1. DIMENSIONS GIVEN ARE BASED ON REGULATION SIZE RACQUETBALL COURTS AND SHOULD BE MAINTAINED IN FINAL BUILDING DESIGN.



1 MODULE 08 - RACQUETBALL COURTS - PLAN
1/8" = 1'-0"



2 MODULE 08 - RACQUETBALL COURTS - RCP
1/8" = 1'-0"



JACOBS™

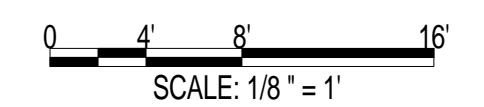
NOT FOR
CONSTRUCTION

911 Central Parkway N., Suite 425 San Antonio, TX 78233
501 North Broadway, St. Louis, Missouri 63102-2121

AIR FORCE CENTER FOR ENGINEERING AND
THE ENVIRONMENT (AFCEE)
FACILITIES DYNAMIC PROTOTYPES DESIGN FOR:

FITNESS CENTER: MEGA 2 SIZE

100% DESIGN



Jacobs Project No.:	FDWD1323
---------------------	----------

Drawing Title:

RACQUETBALL

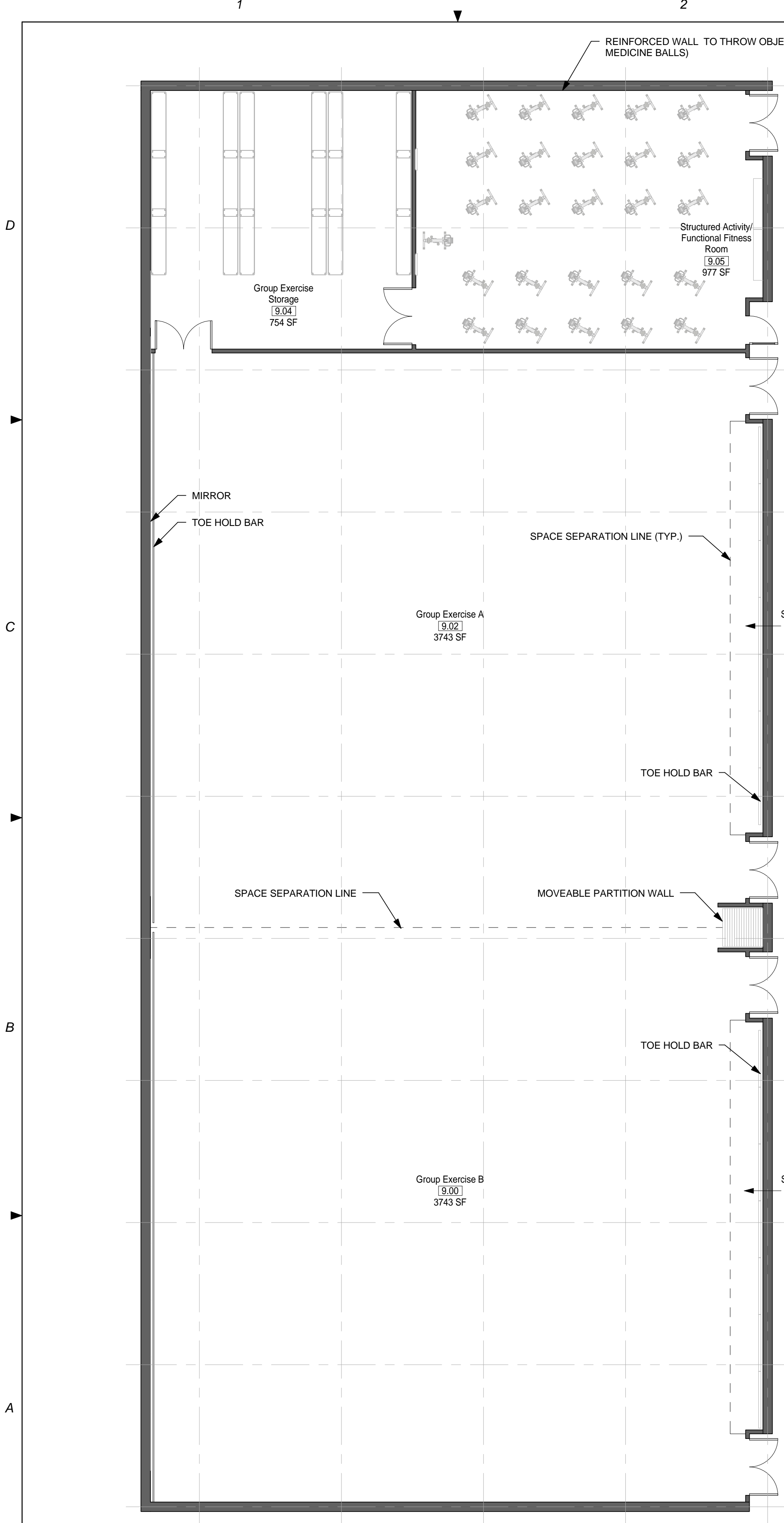
Date: 21 NOVEMBER 2011

Designed By: JN/MRB/OF | Drawing No.:


Drawn By: JN/MRB/OF

Checked By: JS

A-104



1 MODULE 09- GROUP EXERCISE- PLAN
1/8" = 1'-0"



2 MODULE 09 - GROUP EXERCISE - RCP
1/8" = 1'-0"

SCALE(S) AS NOTED ON THIS SHEET ARE BASED ON A FULL 22X34 SHEET

GENERAL NOTES

1. EVERY WALL IS GENERIC UNLESS SPECIFICALLY NOTED
2. EVERY WALL IS A PLACE HOLDER
3. AS THE MODULES ARE COMBINED TO CREATE A FACILITY, DISCRETION SHOULD BE USED AS TO WHICH WALLS NEED TO BE MOVED, ADDED OR REMOVED
4. IF NO WALL IS PRESENT, IT IS THE DESIGN INTENT TO LEAVE THAT SPACE OPEN TO ADJACENT SPACES WITHIN THE FACILITY
5. ALL FURNITURE IS A PLACE HOLDER UNLESS SPECIFICALLY NOTED

GROUP EXERCISE NOTES

1. ASSUME CEILING HEIGHTS WILL VARY BASED ON FINAL DESIGN.

JACOBS

**NOT FOR
CONSTRUCTION**

911 Central Parkway N., Suite 425 San Antonio, TX 78323
501 North Broadway, St. Louis, Missouri 63102-2121

AIR FORCE CENTER FOR ENGINEERING AND
THE ENVIRONMENT (AFCEE)
FACILITIES DYNAMIC PROTOTYPES DESIGN FOR:

FITNESS CENTER: MEGA 2 SIZE

100% DESIGN

0 4' 8' 16'
SCALE: 1/8" = 1'

Jacobs Project No.: FDWD1323

Drawing Title:

**GROUP EXERCISE -
FLOOR PLAN & RCP**

Date: 21 NOVEMBER 2011

Designed By: JN/MRB/OF

Drawn By: JN/MRB/OF

Checked By: JS

Drawing No.:

A-105

1

2

3

4

5

SCALE(S) AS NOTED ON THIS SHEET ARE BASED ON A FULL 22X34 SHEET

GENERAL NOTES

- 1. EVERY WALL IS GENERIC UNLESS SPECIFICALLY NOTED
- 2. EVERY WALL IS A PLACE HOLDER
- 3. AS THE MODULES ARE COMBINED TO CREATE A FACILITY, DISCRETION SHOULD BE USED AS TO WHICH WALLS NEED TO BE MOVED, ADDED OR REMOVED
- 4. IF NO WALL IS PRESENT, IT IS THE DESIGN INTENT TO LEAVE THAT SPACE OPEN TO ADJACENT SPACES WITHIN THE FACILITY
- 5. ALL FURNITURE IS A PLACE HOLDER UNLESS SPECIFICALLY NOTED

JACOBS™

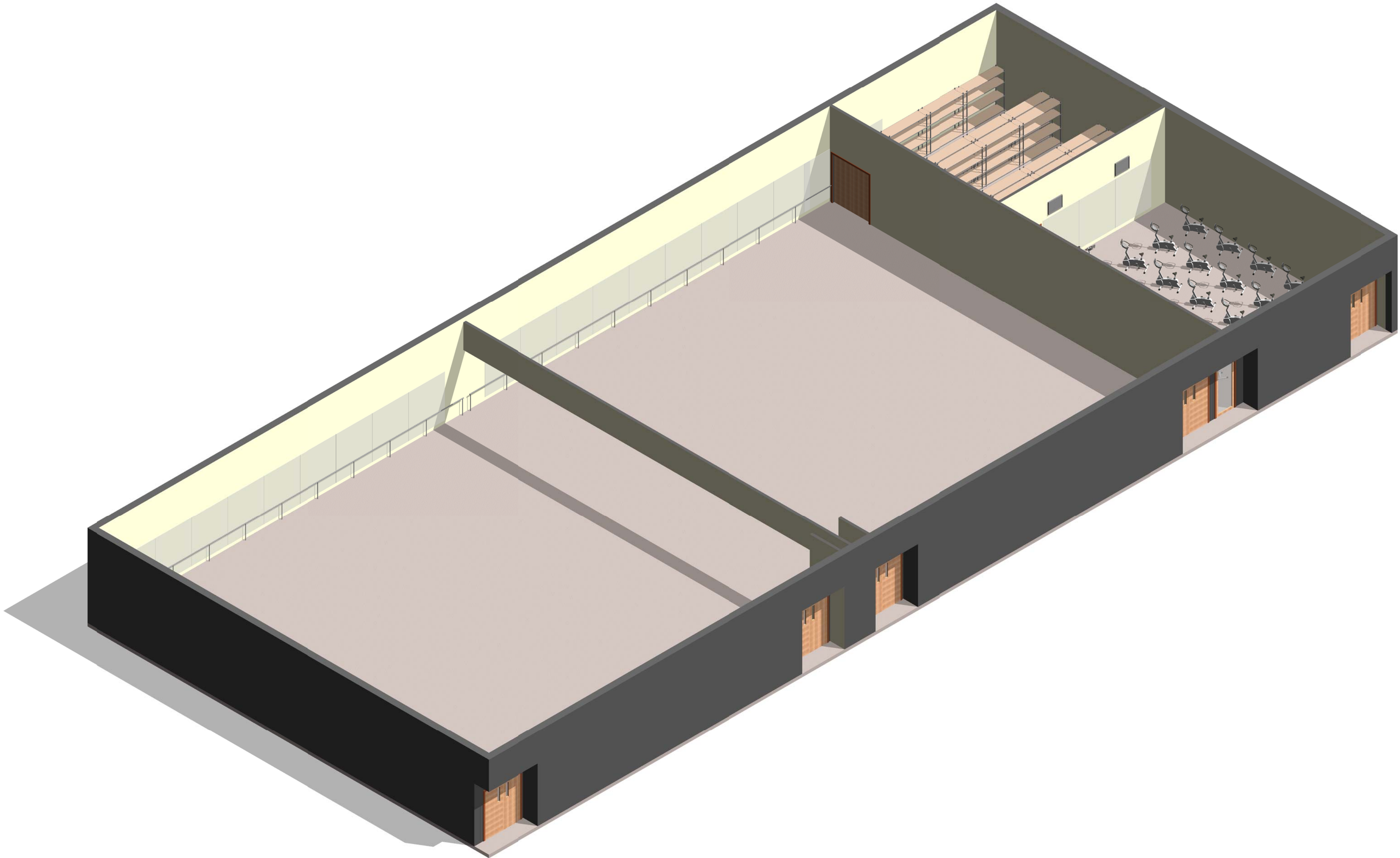
NOT FOR
CONSTRUCTION

911 Central Parkway N., Suite 425 San Antonio, TX 78323
501 North Broadway, St. Louis, Missouri 63102-2121

AIR FORCE CENTER FOR ENGINEERING AND
THE ENVIRONMENT (AFCEE)
FACILITIES DYNAMIC PROTOTYPES DESIGN FOR:

FITNESS CENTER: MEGA 2 SIZE

100% DESIGN



① MODULE 09 - GROUP EXERCISE - AXON.

Jacobs Project No.: FDWD1323

Drawing Title:

GROUP EXERCISE -
AXON.

Date: 21 NOVEMBER 2011


Designed By: JN/MRB/OF

Drawing No.:

Drawn By: JN/MRB/OF

Checked By: JS

A-106



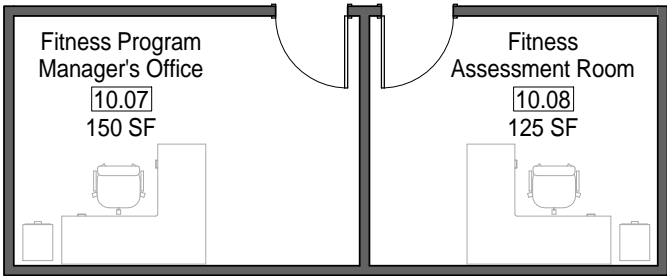
SCALE(S) AS NOTED ON THIS SHEET ARE BASED ON A FULL 22X34 SHEET

GENERAL NOTES

- 1. EVERY WALL IS GENERIC UNLESS SPECIFICALLY NOTED
- 2. EVERY WALL IS A PLACE HOLDER
- 3. AS THE MODULES ARE COMBINED TO CREATE A FACILITY, DISCRETION SHOULD BE USED AS TO WHICH WALLS NEED TO BE MOVED, ADDED OR REMOVED
- 4. IF NO WALL IS PRESENT, IT IS THE DESIGN INTENT TO LEAVE THAT SPACE OPEN TO ADJACENT SPACES WITHIN THE FACILITY
- 5. ALL FURNITURE IS A PLACE HOLDER UNLESS SPECIFICALLY NOTED

CARDIO/ WEIGHT ROOM NOTES

- 1. PROVIDE KICK PLATES ON ALL WALLS IN WEIGHT ROOM.
- 2. PROVIDE MIRRORS ON WALLS WHERE APPROPRIATE.
- 3. PROVIDE TELEVISIONS WHERE APPROPRIATE.
- 4. FITNESS PROGRAM MANAGER'S OFFICE & FITNESS ASSESSMENT ROOM SHALL BE ADJACENT TO THE CARDIO/ WEIGHT ROOM.
- 5. ASSUME CEILING HEIGHTS WILL VARY BASED ON FINAL DESIGN.



1 MODULE 10- CARDIO/ WEIGHT ROOM- PLAN
1/8" = 1'-0"

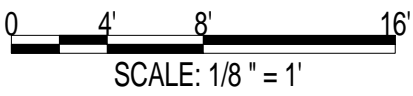


NOT FOR
CONSTRUCTION

911 Central Parkway N., Suite 425 San Antonio, TX 78323
501 North Broadway, St. Louis, Missouri 63102-2121

AIR FORCE CENTER FOR ENGINEERING AND
THE ENVIRONMENT (AFCEE)
FACILITIES DYNAMIC PROTOTYPES DESIGN FOR:

FITNESS CENTER: MEGA 2 SIZE
100% DESIGN



Jacobs Project No.: FDWD1323

Drawing Title:

CARDIO/ WEIGHT
ROOM - FLOOR
PLAN

Date: 21 NOVEMBER 2011


Designed By: JN/MRB/OF

Drawn By: JN/MRB/OF

Checked By: JS

Drawing No.:

A-107



SCALE(S) AS NOTED ON THIS SHEET ARE BASED ON A FULL 22X34 SHEET

GENERAL NOTES

- 1. EVERY WALL IS GENERIC UNLESS SPECIFICALLY NOTED
- 2. EVERY WALL IS A PLACE HOLDER
- 3. AS THE MODULES ARE COMBINED TO CREATE A FACILITY, DISCRETION SHOULD BE USED AS TO WHICH WALLS NEED TO BE MOVED, ADDED OR REMOVED
- 4. IF NO WALL IS PRESENT, IT IS THE DESIGN INTENT TO LEAVE THAT SPACE OPEN TO ADJACENT SPACES WITHIN THE FACILITY
- 5. ALL FURNITURE IS A PLACE HOLDER UNLESS SPECIFICALLY NOTED

CARDIO/ WEIGHT ROOM NOTES

- 1. PROVIDE KICK PLATES ON ALL WALLS IN WEIGHT ROOM.
- 2. PROVIDE MIRRORS ON WALLS WHERE APPROPRIATE.
- 3. PROVIDE TELEVISIONS WHERE APPROPRIATE.
- 4. FITNESS PROGRAM MANAGER'S OFFICE & FITNESS ASSESSMENT ROOM SHALL BE ADJACENT TO THE CARDIO/ WEIGHT ROOM.
- 5. ASSUME CEILING HEIGHTS WILL VARY BASED ON FINAL DESIGN.



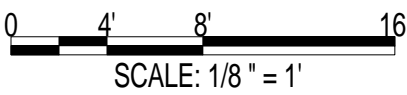
NOT FOR
CONSTRUCTION

911 Central Parkway N., Suite 425 San Antonio, TX 78323
501 North Broadway, St. Louis, Missouri 63102-2121

AIR FORCE CENTER FOR ENGINEERING AND
THE ENVIRONMENT (AFCEE)
FACILITIES DYNAMIC PROTOTYPES DESIGN FOR:

FITNESS CENTER: MEGA 2 SIZE

100% DESIGN



Jacobs Project No.: FDWD1323

Drawing Title:

CARDIO/ WEIGHT
ROOM - RCP

Date: 21 NOVEMBER 2011

Designed By: JN/MRB/OF

Drawn By: JN/MRB/OF

Checked By: JS

Drawing No.:

A-108

1

2

3

4

5


SCALE(S) AS NOTED ON THIS SHEET ARE BASED ON A FULL 22X34 SHEET

GENERAL NOTES

- 1. EVERY WALL IS GENERIC UNLESS SPECIFICALLY NOTED
- 2. EVERY WALL IS A PLACE HOLDER
- 3. AS THE MODULES ARE COMBINED TO CREATE A FACILITY, DISCRETION SHOULD BE USED AS TO WHICH WALLS NEED TO BE MOVED, ADDED OR REMOVED
- 4. IF NO WALL IS PRESENT, IT IS THE DESIGN INTENT TO LEAVE THAT SPACE OPEN TO ADJACENT SPACES WITHIN THE FACILITY
- 5. ALL FURNITURE IS A PLACE HOLDER UNLESS SPECIFICALLY NOTED

CARDIO/ WEIGHT ROOM NOTES

- 1. PROVIDE KICK PLATES ON ALL WALLS IN WEIGHT ROOM.
- 2. PROVIDE MIRRORS ON WALLS WHERE APPROPRIATE.
- 3. PROVIDE TELEVISIONS WHERE APPROPRIATE.
- 4. FITNESS PROGRAM MANAGER'S OFFICE & FITNESS ASSESSMENT ROOM SHALL BE ADJACENT TO THE CARDIO/ WEIGHT ROOM.
- 5. ASSUME CEILING HEIGHTS WILL VARY BASED ON FINAL DESIGN.



1 MODULE 10 - CARDIO/ WEIGHT ROOM - AXON.

AIR FORCE CENTER FOR ENGINEERING AND
THE ENVIRONMENT (AFCEE)
FACILITIES DYNAMIC PROTOTYPES DESIGN FOR:

FITNESS CENTER: MEGA 2 SIZE

100% DESIGN

Jacobs Project No.: FDWD1323

Drawing Title:

CARDIO/ WEIGHT
ROOM - AXON.

Date: 21 NOVEMBER 2011

Designed By: JN/MRB/OF

Drawn By: JN/MRB/OF

Checked By: JS

Drawing No.:

A-109

GENERAL NOTES

1.

EVERY WALL IS GENERIC UNLESS SPECIFICALLY NOTED
2.

EVERY WALL IS A PLACE HOLDER
3.

AS THE MODULES ARE COMBINED TO CREATE A FACILITY, DISCRETION SHOULD BE USED AS TO WHICH WALLS NEED TO BE MOVED, ADDED OR REMOVED
4.

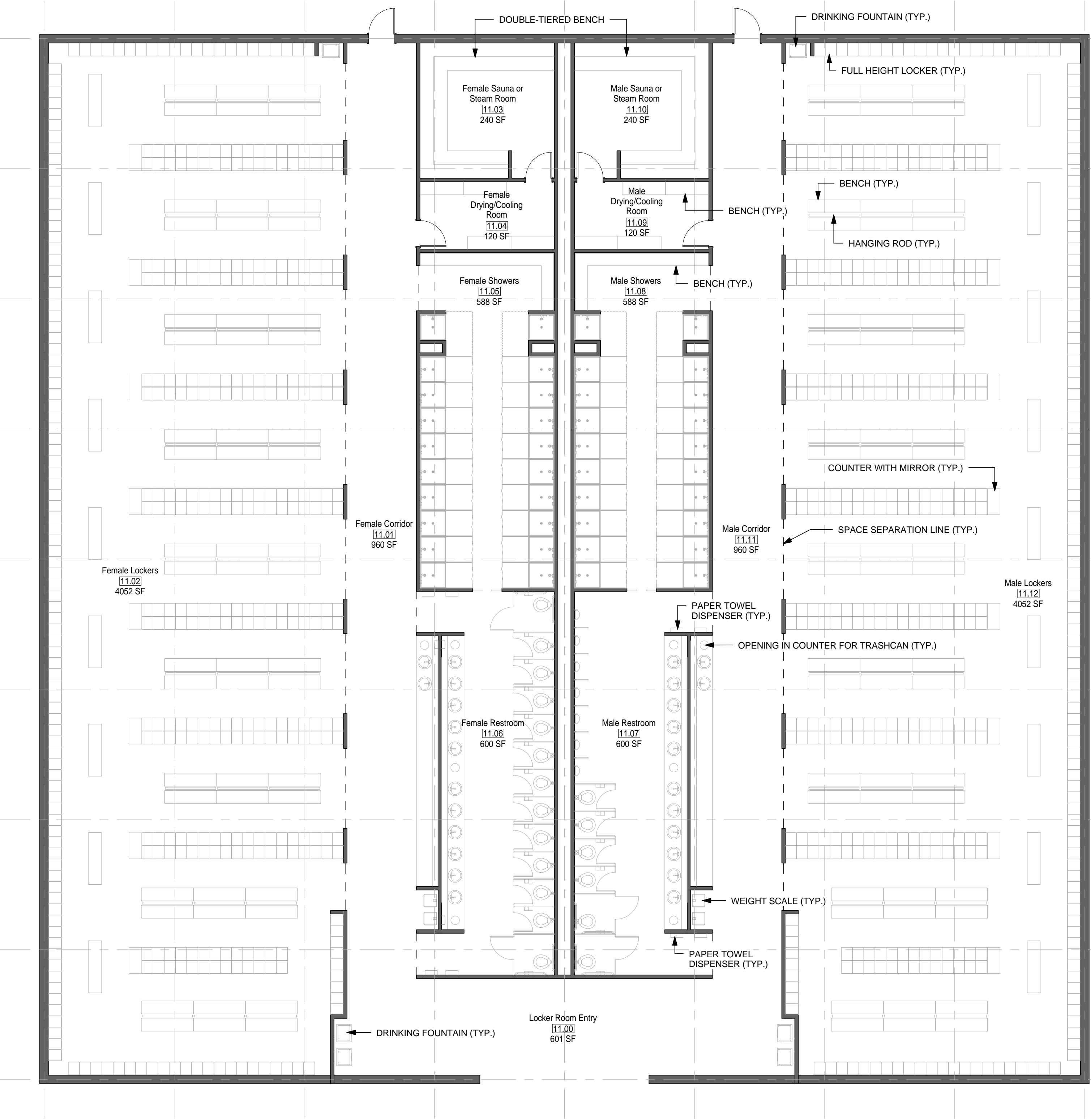
IF NO WALL IS PRESENT, IT IS THE DESIGN INTENT TO LEAVE THAT SPACE OPEN TO ADJACENT SPACES WITHIN THE FACILITY
5.

ALL FURNITURE IS A PLACE HOLDER UNLESS SPECIFICALLY NOTED

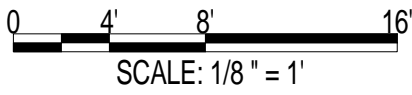
LOCKER ROOM NOTES

1.

ENSURE LIGHT IN SAUNA ROOM IS OUTSIDE OF TOUCHING RANGE OF USER. LIGHT COVER SHALL NOT BE GLASS.



AIR FORCE CENTER FOR ENGINEERING AND
THE ENVIRONMENT (AFCEE)
FACILITIES DYNAMIC PROTOTYPES DESIGN FOR:
FITNESS CENTER: MEGA 2 SIZE
100% DESIGN



Jacobs Project No.: FDWD1323

Drawing Title:

LOCKER ROOM -
FLOOR PLAN

Date: 21 NOVEMBER 2011

Designed By: JN/MRB/OF

Drawn By: JN/MRB/OF

Checked By: JS

Drawing No.:

A-110

1

2

3

4

5

SCALE(S) AS NOTED ON THIS SHEET ARE BASED ON A FULL 22X34 SHEET

GENERAL NOTES

- 1. EVERY WALL IS GENERIC UNLESS SPECIFICALLY NOTED
- 2. EVERY WALL IS A PLACE HOLDER
- 3. AS THE MODULES ARE COMBINED TO CREATE A FACILITY, DISCRETION SHOULD BE USED AS TO WHICH WALLS NEED TO BE MOVED, ADDED OR REMOVED
- 4. IF NO WALL IS PRESENT, IT IS THE DESIGN INTENT TO LEAVE THAT SPACE OPEN TO ADJACENT SPACES WITHIN THE FACILITY
- 5. ALL FURNITURE IS A PLACE HOLDER UNLESS SPECIFICALLY NOTED

LOCKER ROOM NOTES

- 1. ENSURE LIGHT IN SAUNA ROOM IS OUTSIDE OF TOUCHING RANGE OF USER. LIGHT COVER SHALL NOT BE GLASS.



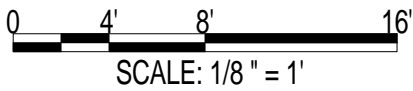
NOT FOR
CONSTRUCTION

911 Central Parkway N., Suite 425 San Antonio, TX 78323
501 North Broadway, St. Louis, Missouri 63102-2121

AIR FORCE CENTER FOR ENGINEERING AND
THE ENVIRONMENT (AFCEE)
FACILITIES DYNAMIC PROTOTYPES DESIGN FOR:

FITNESS CENTER: MEGA 2 SIZE

100% DESIGN



Jacobs Project No.: FDWD1323

Drawing Title:

LOCKER ROOM -
RCP

Date: 21 NOVEMBER 2011

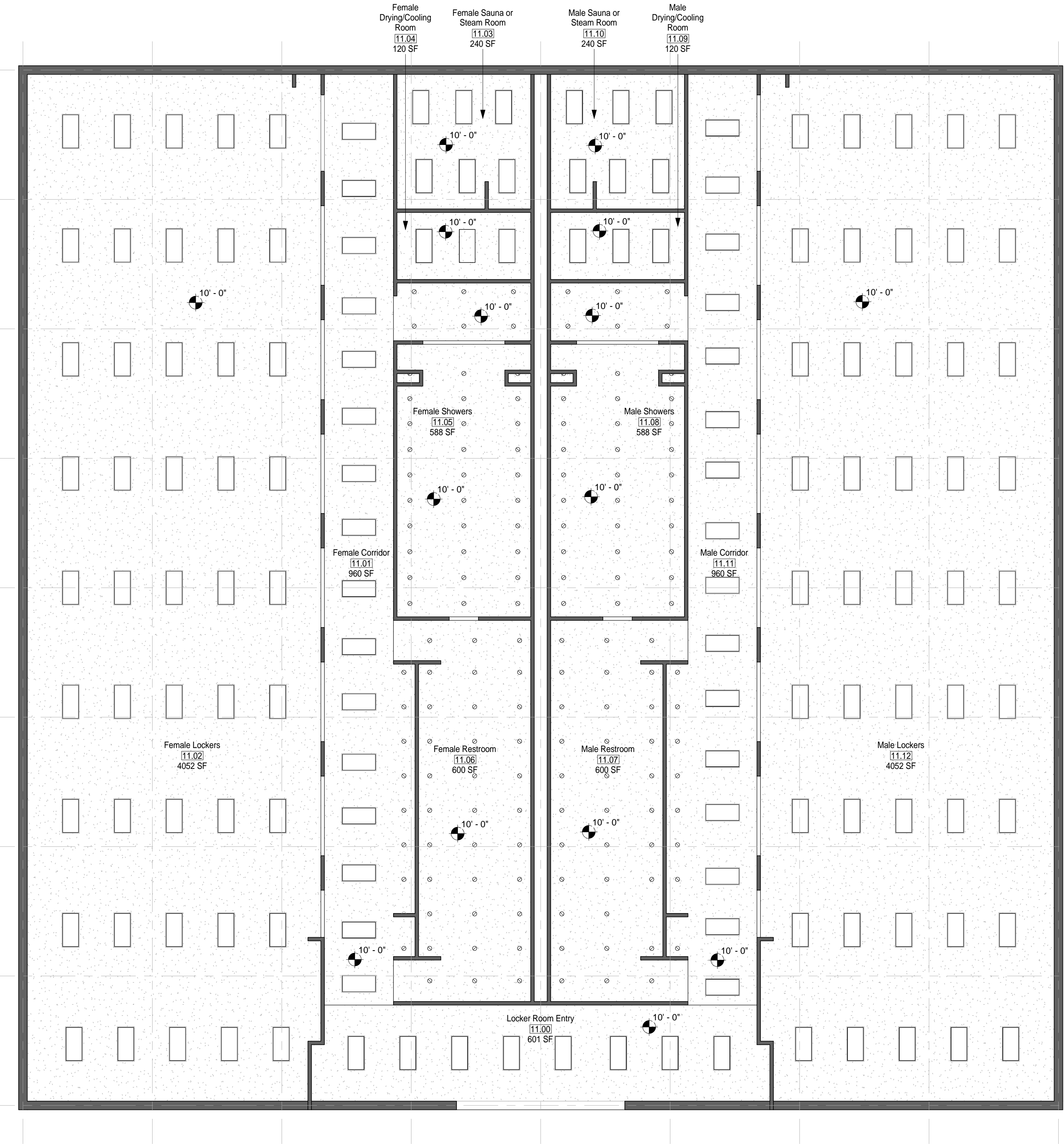
Designed By: JN/MRB/OF

Drawn By: JN/MRB/OF

Checked By: JS

Drawing No.:

A-111



① MODULE 11 - LOCKER ROOM - RCP
1/8" = 1'-0"

1

2

3

4

5

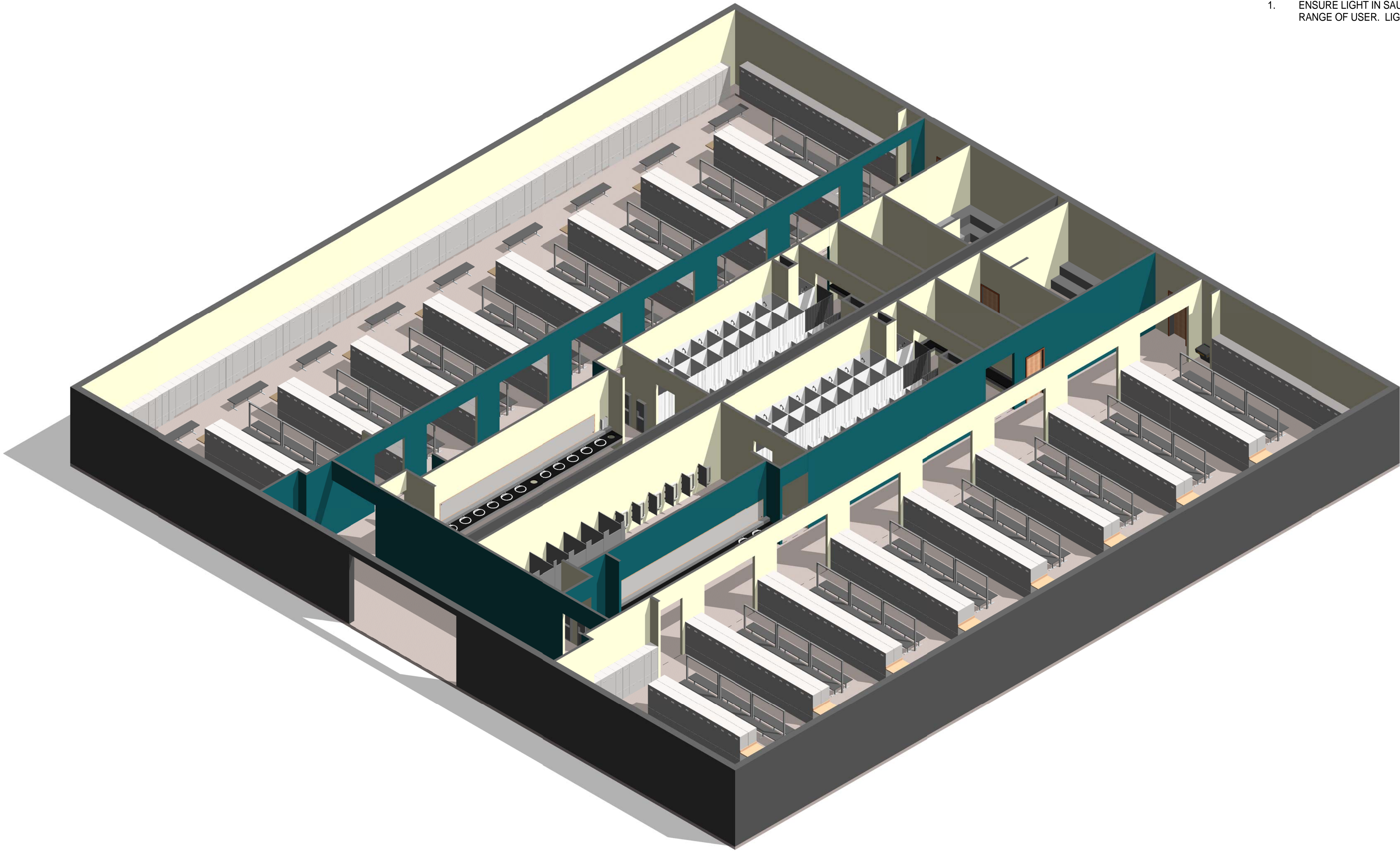
SCALE(S) AS NOTED ON THIS SHEET ARE BASED ON A FULL 22X34 SHEET

GENERAL NOTES

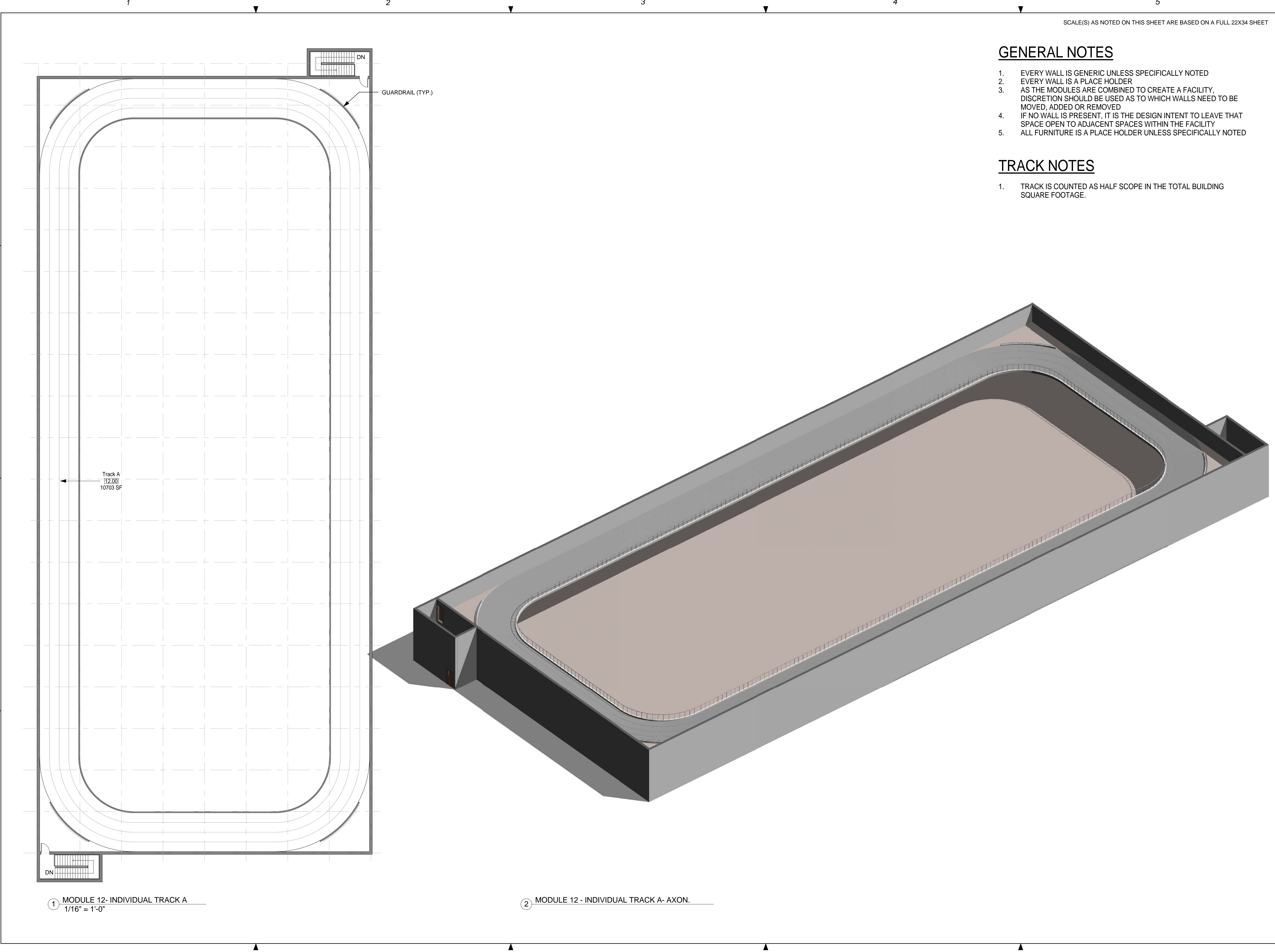
- 1. EVERY WALL IS GENERIC UNLESS SPECIFICALLY NOTED
- 2. EVERY WALL IS A PLACE HOLDER
- 3. AS THE MODULES ARE COMBINED TO CREATE A FACILITY, DISCRETION SHOULD BE USED AS TO WHICH WALLS NEED TO BE MOVED, ADDED OR REMOVED
- 4. IF NO WALL IS PRESENT, IT IS THE DESIGN INTENT TO LEAVE THAT SPACE OPEN TO ADJACENT SPACES WITHIN THE FACILITY
- 5. ALL FURNITURE IS A PLACE HOLDER UNLESS SPECIFICALLY NOTED

LOCKER ROOM NOTES

- 1. ENSURE LIGHT IN SAUNA ROOM IS OUTSIDE OF TOUCHING RANGE OF USER. LIGHT COVER SHALL NOT BE GLASS.



1 MODULE 11 - LOCKER ROOM - AXON.



GENERAL NOTES

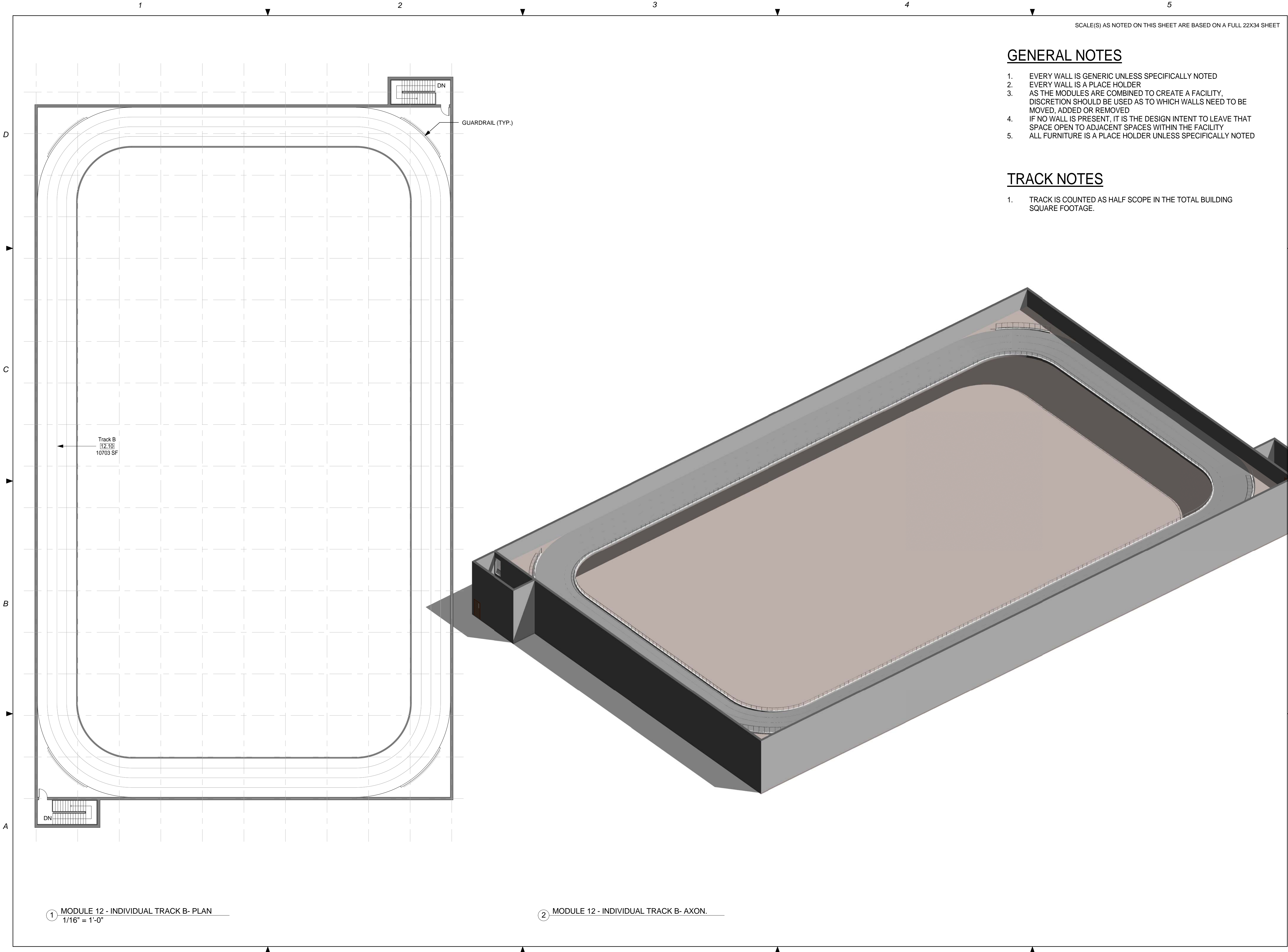
1. EVERY WALL IS GENERIC UNLESS SPECIFICALLY NOTED
2. EVERY WALL IS A PLACE HOLDER
3. AS THE MODULES ARE COMBINED TO CREATE A FACILITY, DISCRETION SHOULD BE USED AS TO WHICH WALLS NEED TO BE MOVED, ADDED OR REMOVED
4. IF NO WALL IS PRESENT, IT IS THE DESIGN INTENT TO LEAVE THAT SPACE OPEN TO ADJACENT SPACES WITHIN THE FACILITY
5. ALL FURNITURE IS A PLACE HOLDER UNLESS SPECIFICALLY NOTED

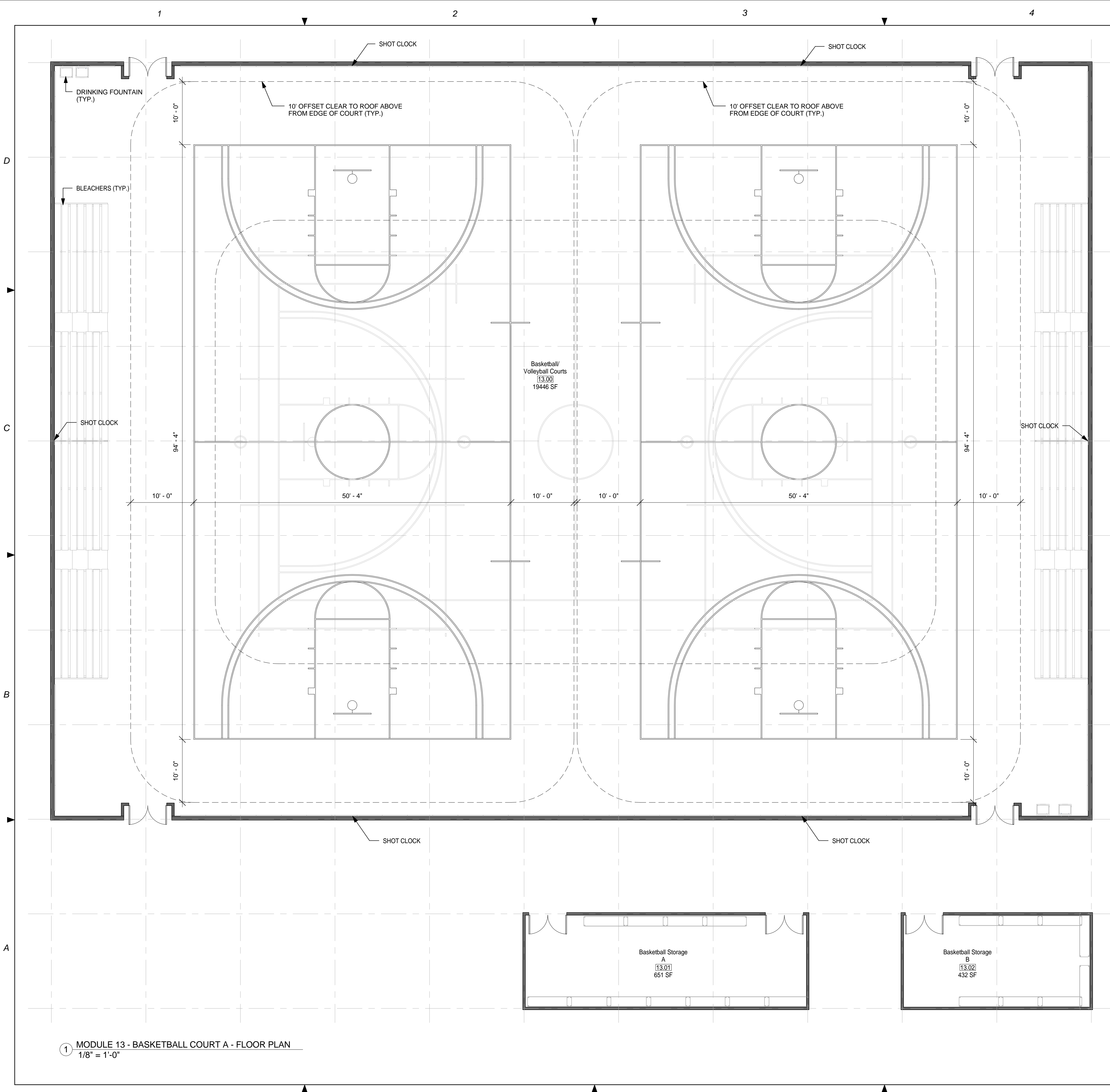
TRACK NOTES

1. TRACK IS COUNTED AS HALF SCOPE IN THE TOTAL BUILDING SQUARE FOOTAGE.

① MODULE 12- INDIVIDUAL TRACK A
1/16" = 1'-0"

② MODULE 12 - INDIVIDUAL TRACK A- AXON.





GENERAL NOTES

1. EVERY WALL IS GENERIC UNLESS SPECIFICALLY NOTED
2. EVERY WALL IS A PLACE HOLDER
3. AS THE MODULES ARE COMBINED TO CREATE A FACILITY, DISCRETION SHOULD BE USED AS TO WHICH WALLS NEED TO BE MOVED, ADDED OR REMOVED
4. IF NO WALL IS PRESENT, IT IS THE DESIGN INTENT TO LEAVE THAT SPACE OPEN TO ADJACENT SPACES WITHIN THE FACILITY
5. ALL FURNITURE IS A PLACE HOLDER UNLESS SPECIFICALLY NOTED

BASKETBALL COURT NOTES

1. DIMENSIONS GIVEN ARE BASED ON REGULATION SIZE BASKETBALL COURTS AND SHOULD BE MAINTAINED IN FINAL BUILDING DESIGN.
2. PROVIDE A PA SYSTEM FOR GAME ANNOUNCEMENTS.
3. PROVIDE SHOT CLOCKS WHERE NEEDED.
4. BASKETBALL COURT A WILL FIT INSIDE TRACK A & TRACK B. BASKETBALL COURT B WILL FIT INSIDE TRACK B.

SCALE(S) AS NOTED ON THIS SHEET ARE BASED ON A FULL 22X34 SHEET

JACOBS™

**NOT FOR
CONSTRUCTION**

911 Central Parkway N., Suite 425 San Antonio, TX 78323
501 North Broadway, St. Louis, Missouri 63102-2121

**AIR FORCE CENTER FOR ENGINEERING AND
THE ENVIRONMENT (AFCEE)
FACILITIES DYNAMIC PROTOTYPES DESIGN FOR:**

FITNESS CENTER: MEGA 2 SIZE

100% DESIGN

0 4' 8' 16'
SCALE: 1/8" = 1'

Jacobs Project No.: FDWD1323

Drawing Title:

**BASKETBALL A -
FLOOR PLAN**

Date: 21 NOVEMBER 2011

Designed By: JN/MRB/OF

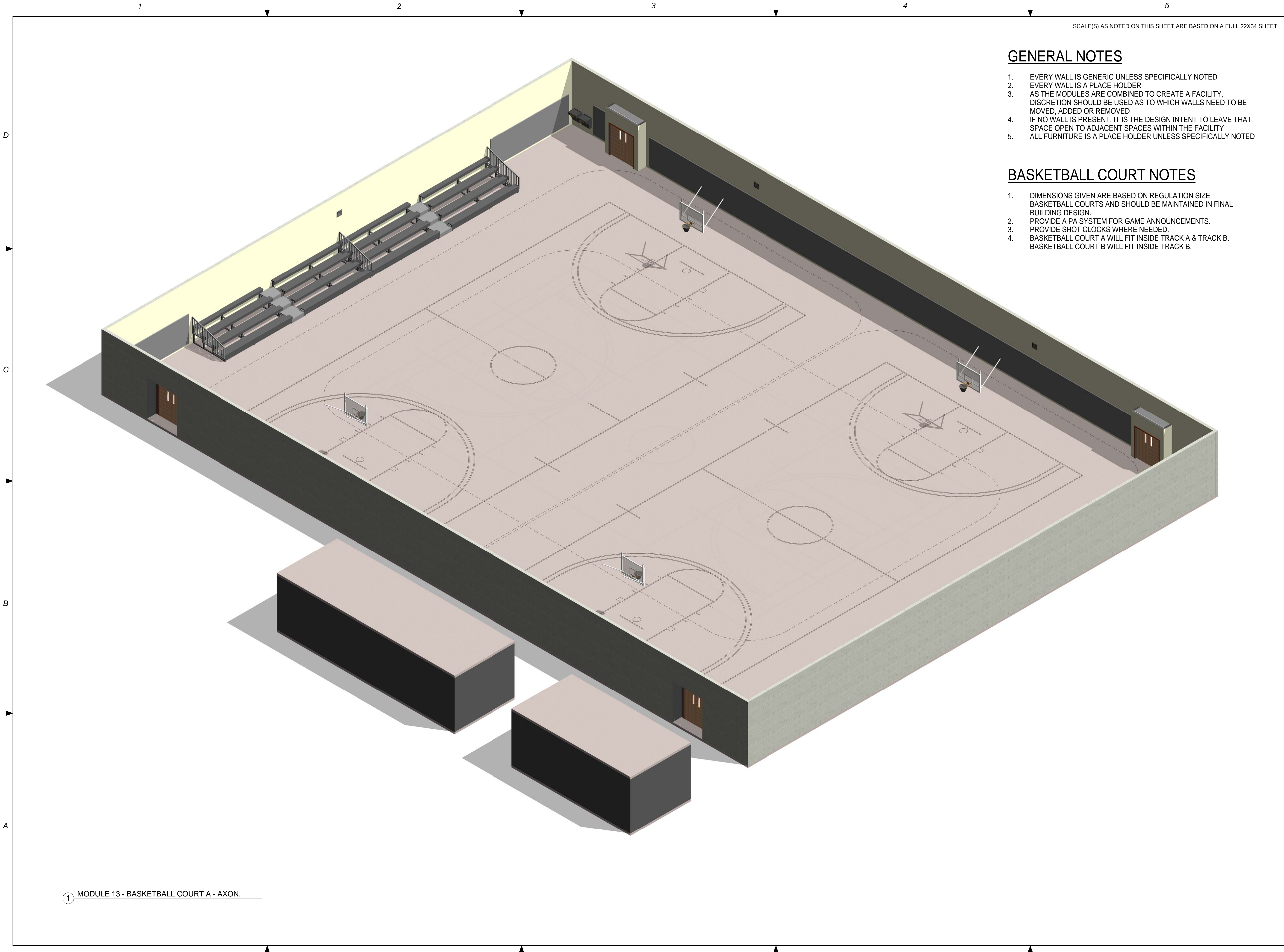
Drawn By: JN/MRB/OF

Checked By: JS

Drawing No.:

A-115

① MODULE 13 - BASKETBALL COURT A - FLOOR PLAN
1/8" = 1'-0"



SCALE(S) AS NOTED ON THIS SHEET ARE BASED ON A FULL 22X34 SHEET

GENERAL NOTES

- 1. EVERY WALL IS GENERIC UNLESS SPECIFICALLY NOTED
- 2. EVERY WALL IS A PLACE HOLDER
- 3. AS THE MODULES ARE COMBINED TO CREATE A FACILITY, DISCRETION SHOULD BE USED AS TO WHICH WALLS NEED TO BE MOVED, ADDED OR REMOVED
- 4. IF NO WALL IS PRESENT, IT IS THE DESIGN INTENT TO LEAVE THAT SPACE OPEN TO ADJACENT SPACES WITHIN THE FACILITY
- 5. ALL FURNITURE IS A PLACE HOLDER UNLESS SPECIFICALLY NOTED

BASKETBALL COURT NOTES

- 1. DIMENSIONS GIVEN ARE BASED ON REGULATION SIZE BASKETBALL COURTS AND SHOULD BE MAINTAINED IN FINAL BUILDING DESIGN.
- 2. PROVIDE A PA SYSTEM FOR GAME ANNOUNCEMENTS.
- 3. PROVIDE SHOT CLOCKS WHERE NEEDED.
- 4. BASKETBALL COURT A WILL FIT INSIDE TRACK A & TRACK B. BASKETBALL COURT B WILL FIT INSIDE TRACK B.

JACOBS™

NOT FOR
CONSTRUCTION

911 Central Parkway N., Suite 425 San Antonio, TX 78323
501 North Broadway, St. Louis, Missouri 63102-2121

AIR FORCE CENTER FOR ENGINEERING AND
THE ENVIRONMENT (AFCEE)
FACILITIES DYNAMIC PROTOTYPES DESIGN FOR:

100% DESIGN

100% DESIGN

Jacobs Project No.: FDWD1323

Drawing Title:

BASKETBALL A -
AXON.

Date: 21 NOVEMBER 2011

Designed By: JN/MRB/OF

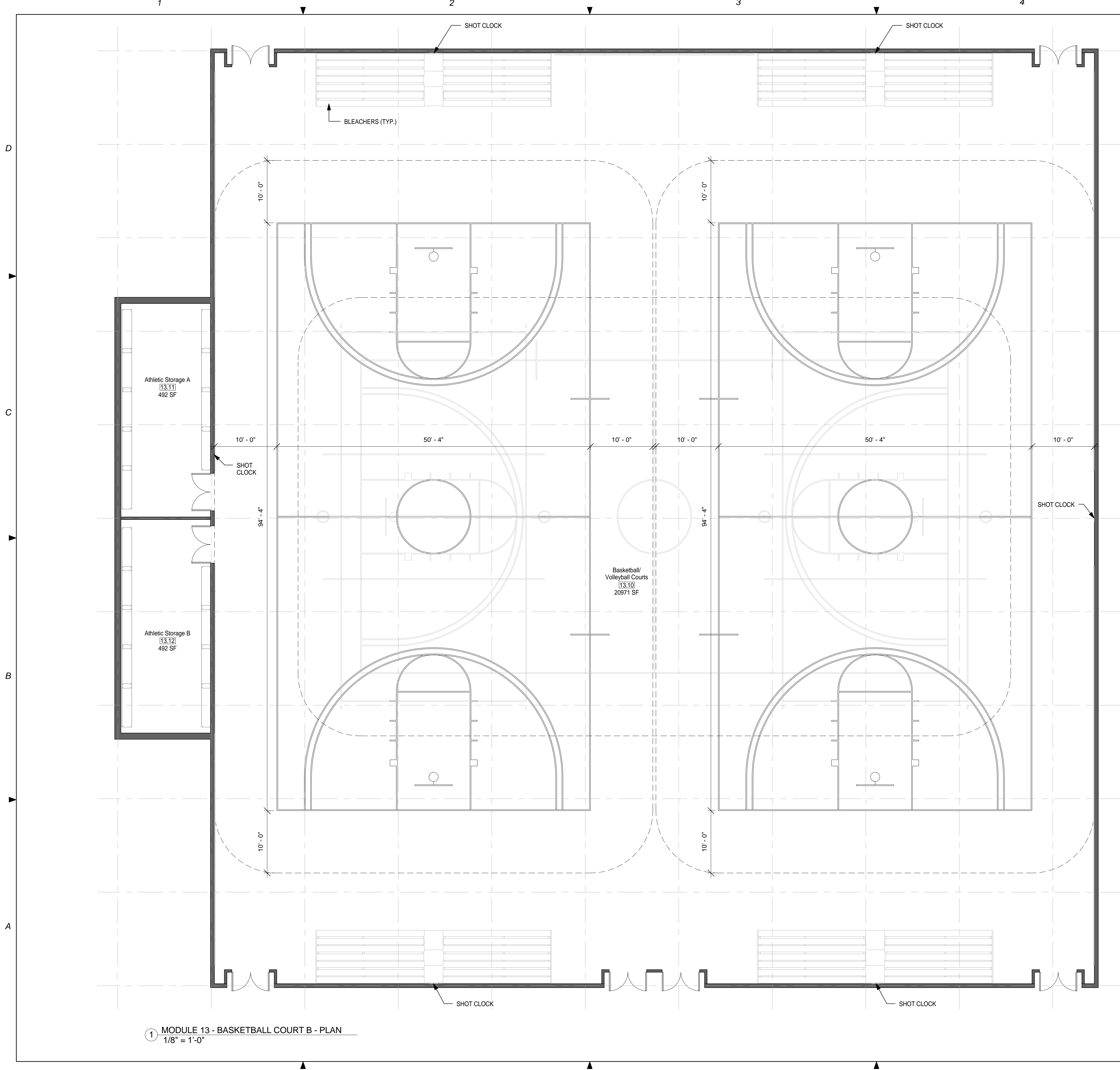
Drawn By: JN/MRB/OF

Checked By: JS

Drawing No.:

A-116

1 MODULE 13 - BASKETBALL COURT A - AXON.

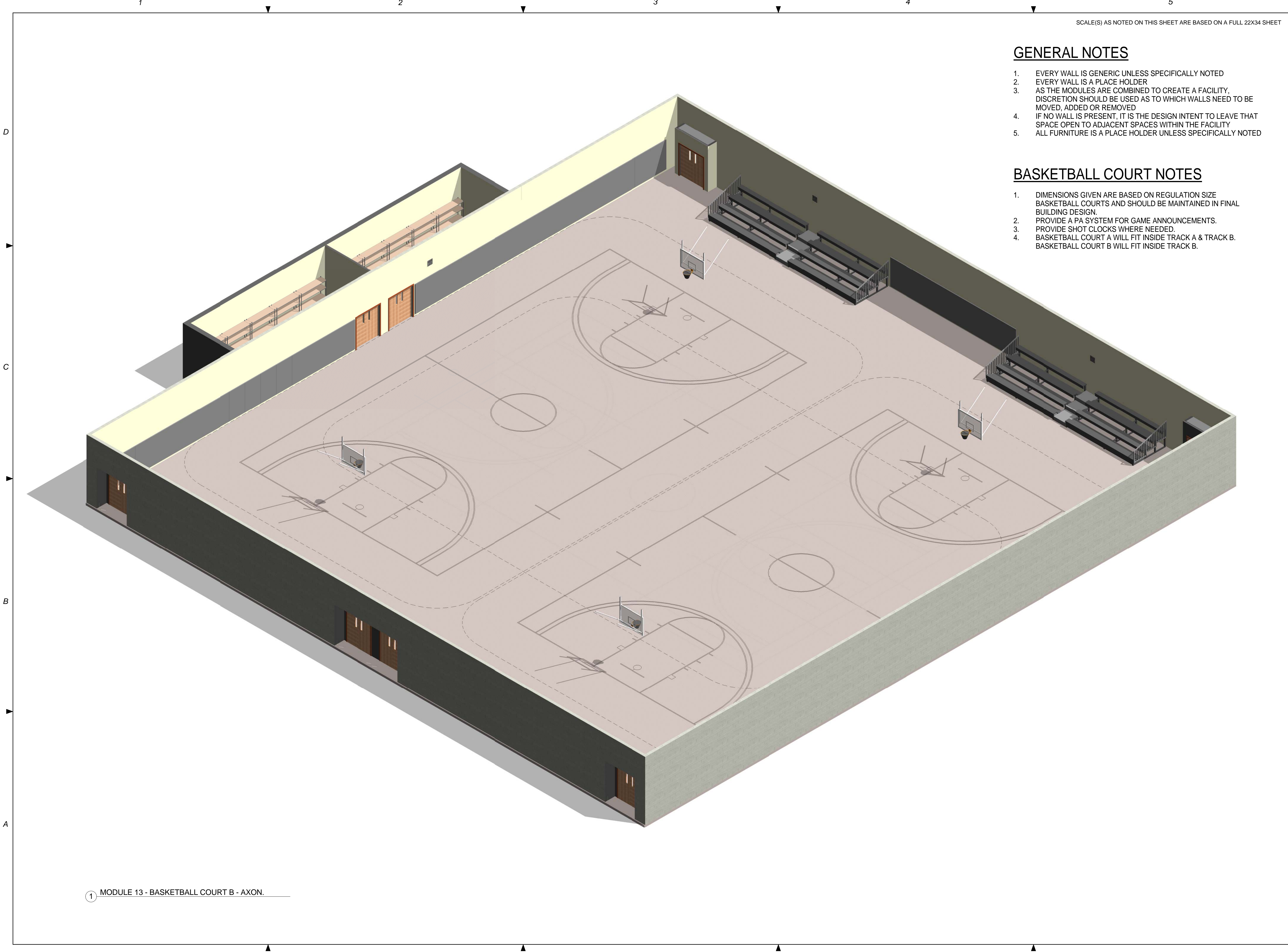


GENERAL NOTES

1. EVERY WALL IS GENERIC UNLESS SPECIFICALLY NOTED
2. EVERY WALL IS A PLACE HOLDER
3. AS THE MODULES ARE COMBINED TO CREATE A FACILITY, DISCRETION SHOULD BE USED AS TO WHICH WALLS NEED TO BE MOVED, ADDED OR REMOVED
4. IF NO WALL IS PRESENT, IT IS THE DESIGN INTENT TO LEAVE THAT SPACE OPEN TO ADJACENT SPACES WITHIN THE FACILITY
5. ALL FURNITURE IS A PLACE HOLDER UNLESS SPECIFICALLY NOTED

BASKETBALL COURT NOTES

1. DIMENSIONS GIVEN ARE BASED ON REGULATION SIZE BASKETBALL COURTS AND SHOULD BE MAINTAINED IN FINAL BUILDING DESIGN.
2. PROVIDE A PA SYSTEM FOR GAME ANNOUNCEMENTS.
3. PROVIDE SHOT CLOCKS WHERE NEEDED.
4. BASKETBALL COURT A WILL FIT INSIDE TRACK A & TRACK B. BASKETBALL COURT B WILL FIT INSIDE TRACK B.



SCALE(S) AS NOTED ON THIS SHEET ARE BASED ON A FULL 22X34 SHEET

GENERAL NOTES

1. EVERY WALL IS GENERIC UNLESS SPECIFICALLY NOTED
2. EVERY WALL IS A PLACE HOLDER
3. AS THE MODULES ARE COMBINED TO CREATE A FACILITY, DISCRETION SHOULD BE USED AS TO WHICH WALLS NEED TO BE MOVED, ADDED OR REMOVED
4. IF NO WALL IS PRESENT, IT IS THE DESIGN INTENT TO LEAVE THAT SPACE OPEN TO ADJACENT SPACES WITHIN THE FACILITY
5. ALL FURNITURE IS A PLACE HOLDER UNLESS SPECIFICALLY NOTED

BASKETBALL COURT NOTES

1. DIMENSIONS GIVEN ARE BASED ON REGULATION SIZE BASKETBALL COURTS AND SHOULD BE MAINTAINED IN FINAL BUILDING DESIGN.
2. PROVIDE A PA SYSTEM FOR GAME ANNOUNCEMENTS.
3. PROVIDE SHOT CLOCKS WHERE NEEDED.
4. BASKETBALL COURT A WILL FIT INSIDE TRACK A & TRACK B. BASKETBALL COURT B WILL FIT INSIDE TRACK B.

JACOBS

**NOT FOR
CONSTRUCTION**

911 Central Parkway N., Suite 425 San Antonio, TX 78323
501 North Broadway, St. Louis, Missouri 63102-2121

AIR FORCE CENTER FOR ENGINEERING AND
THE ENVIRONMENT (AFCEE)
FACILITIES DYNAMIC PROTOTYPES DESIGN FOR:

FITNESS CENTER: MEGA 2 SIZE

100% DESIGN

Jacobs Project No.: FDWD1323

Drawing Title:

**BASKETBALL B -
AXON.**

Date: 21 NOVEMBER 2011

Designed By: JN/MRB/OF

Drawn By: JN/MRB/OF

Checked By: JS

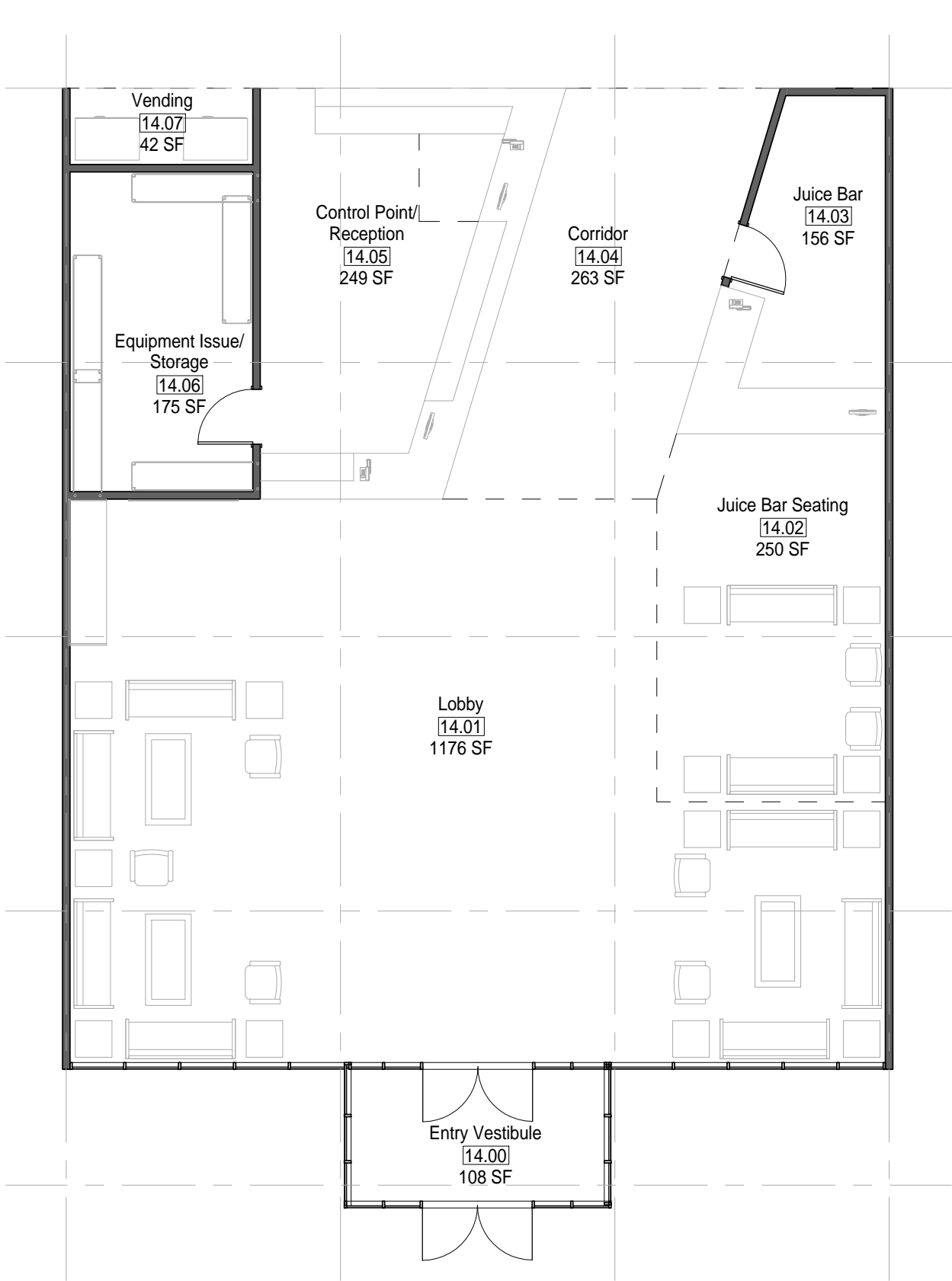
Drawing No.:

A-118

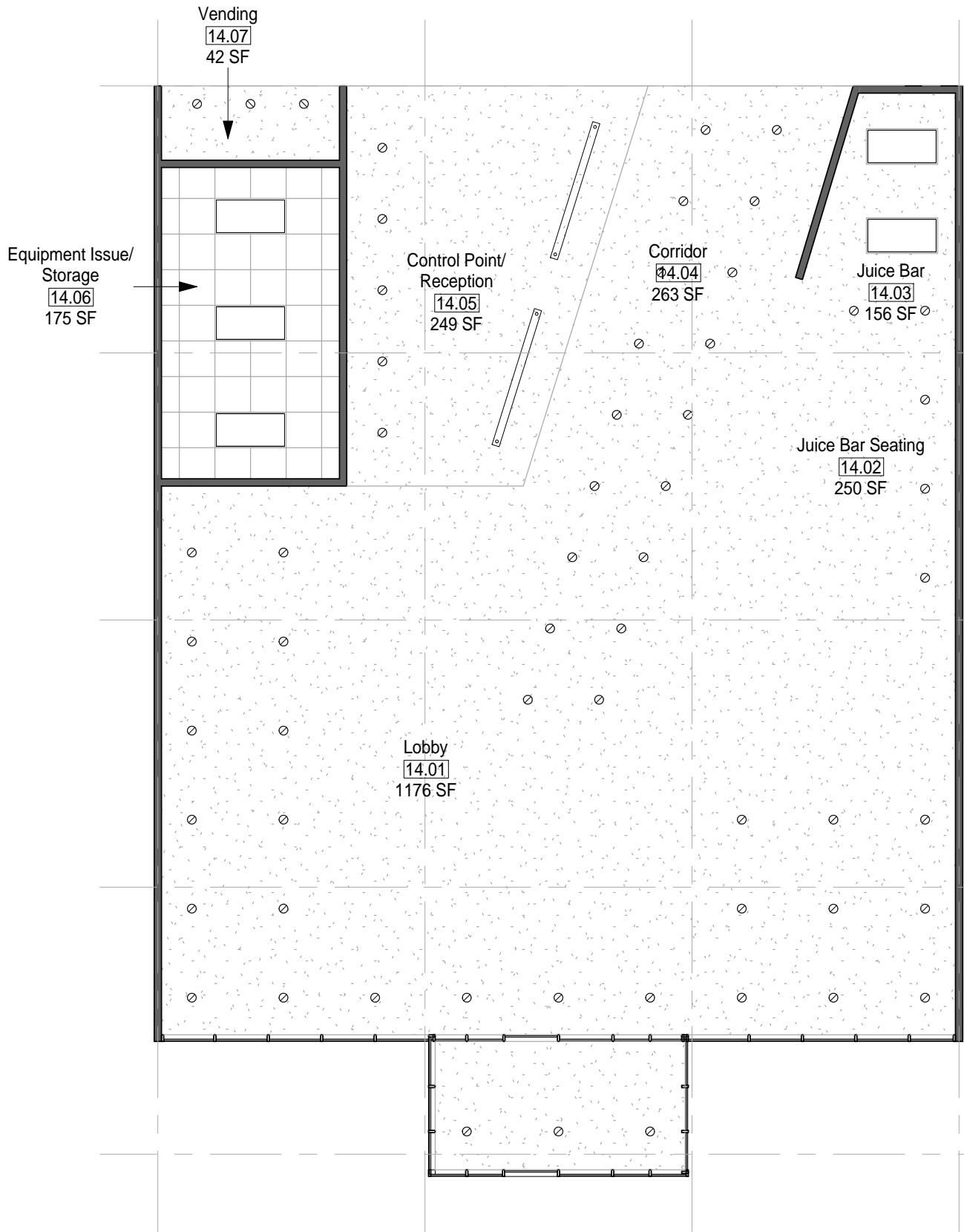
1 MODULE 13 - BASKETBALL COURT B - AXON.

GENERAL NOTES

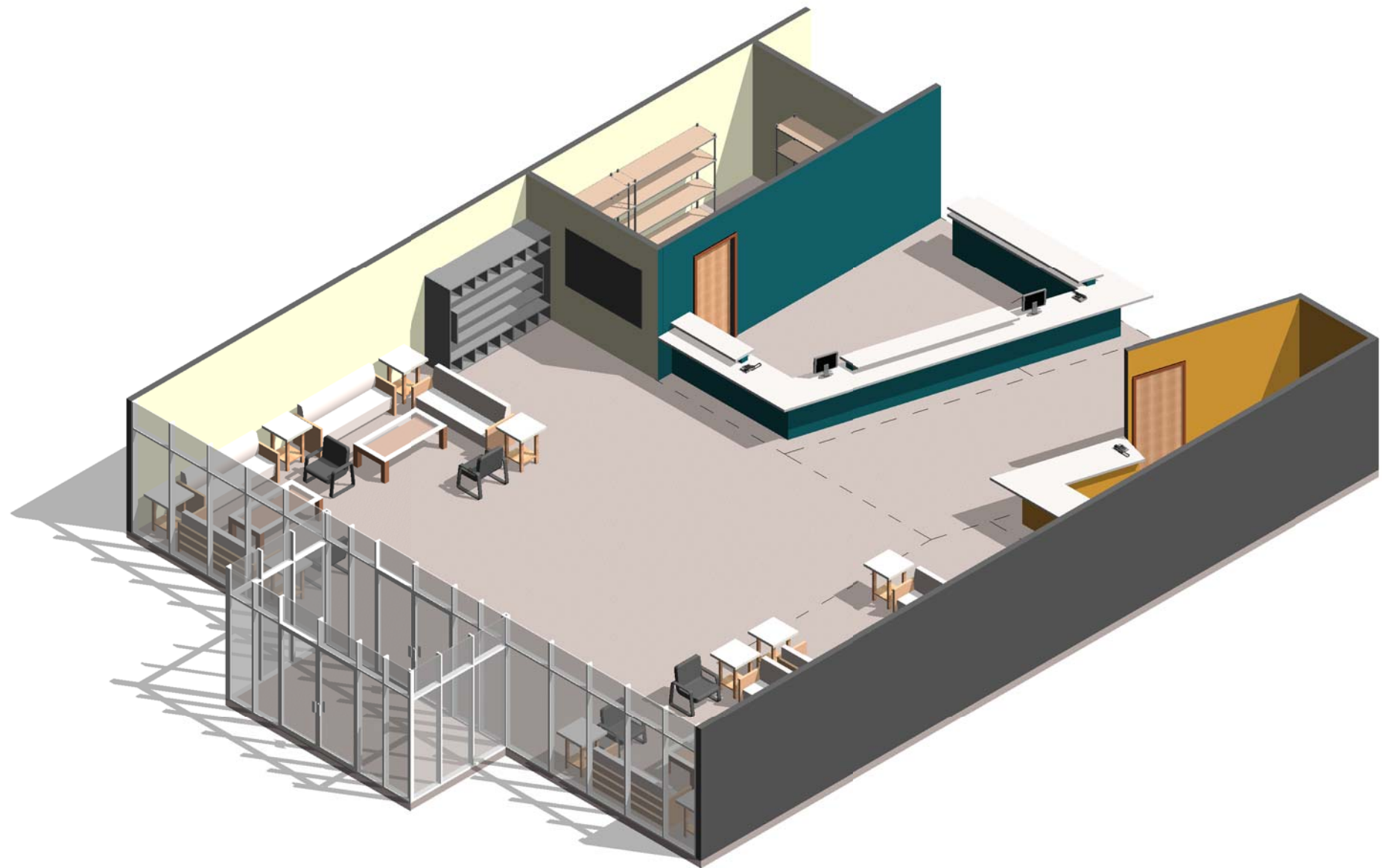
- 1. EVERY WALL IS GENERIC UNLESS SPECIFICALLY NOTED
- 2. EVERY WALL IS A PLACE HOLDER
- 3. AS THE MODULES ARE COMBINED TO CREATE A FACILITY, DISCRETION SHOULD BE USED AS TO WHICH WALLS NEED TO BE MOVED, ADDED OR REMOVED
- 4. IF NO WALL IS PRESENT, IT IS THE DESIGN INTENT TO LEAVE THAT SPACE OPEN TO ADJACENT SPACES WITHIN THE FACILITY
- 5. ALL FURNITURE IS A PLACE HOLDER UNLESS SPECIFICALLY NOTED



1 MODULE 14 - ENHANCED ENTRY - PLAN
1/8" = 1'-0"



2 MODULE 14 - ENHANCED ENTRY - RCP
1/8" = 1'-0"

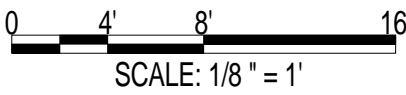


3 MODULE 14- ENHANCED ENTRY - AXON.

AIR FORCE CENTER FOR ENGINEERING AND
THE ENVIRONMENT (AFCEE)
FACILITIES DYNAMIC PROTOTYPES DESIGN FOR:

100% DESIGN

100% DESIGN



Jacobs Project No.: FDWD1323

Drawing Title:

ENHANCED ENTRY
WITH JUICE BAR

Date: 21 NOVEMBER 2011

Designed By: JNMRB/OF

Drawn By: JNMRB/OF

Checked By: JS

Drawing No.:

A-201

1

2

3

4

5

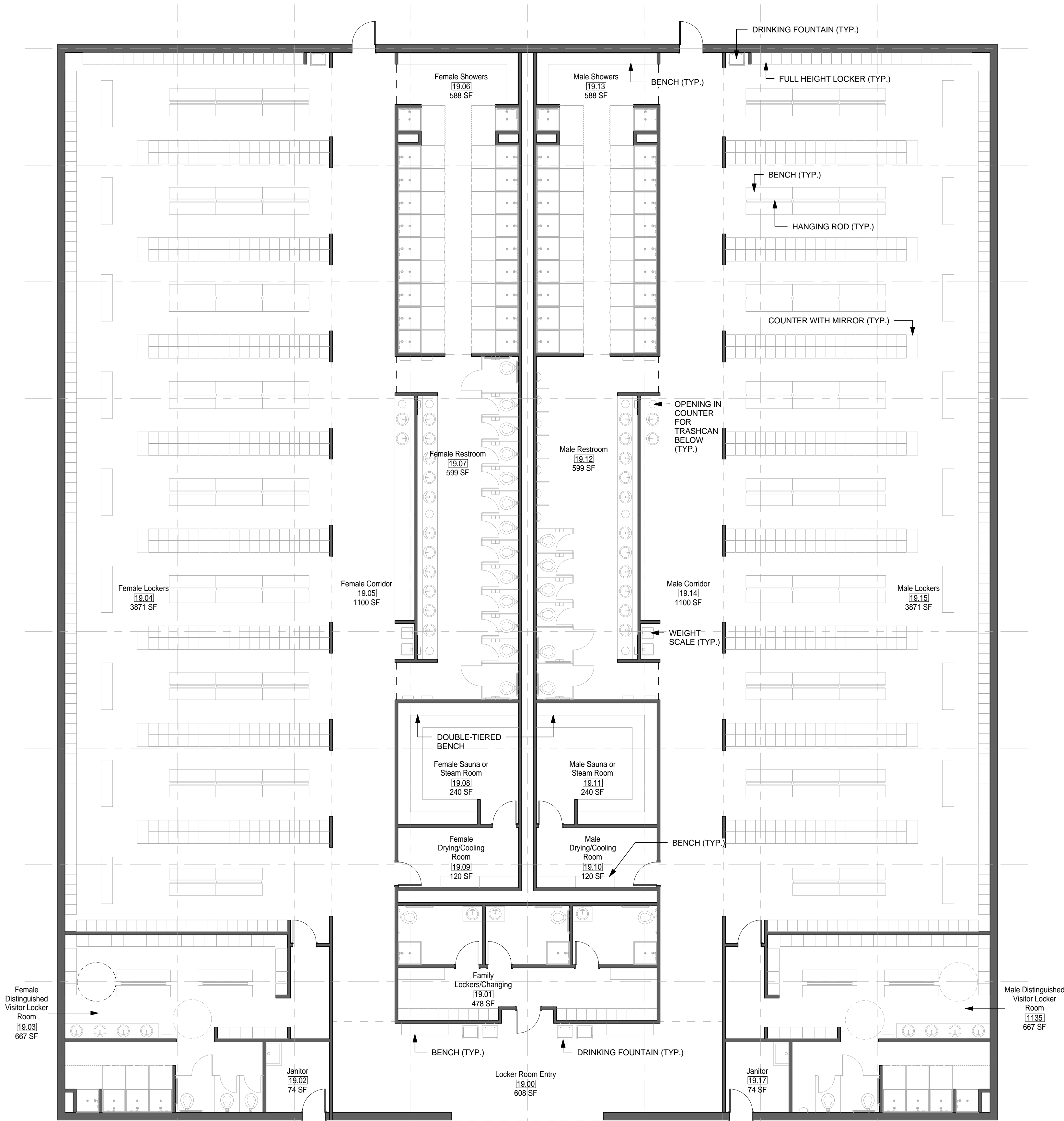
SCALE(S) AS NOTED ON THIS SHEET ARE BASED ON A FULL 22X34 SHEET

JACOBS™**NOT FOR
CONSTRUCTION**911 Central Parkway N., Suite 425 San Antonio, TX 78323
501 North Broadway, St. Louis, Missouri 63102-2121**GENERAL NOTES**

1. EVERY WALL IS GENERIC UNLESS SPECIFICALLY NOTED
2. EVERY WALL IS A PLACE HOLDER
3. AS THE MODULES ARE COMBINED TO CREATE A FACILITY, DISCRETION SHOULD BE USED AS TO WHICH WALLS NEED TO BE MOVED, ADDED OR REMOVED
4. IF NO WALL IS PRESENT, IT IS THE DESIGN INTENT TO LEAVE THAT SPACE OPEN TO ADJACENT SPACES WITHIN THE FACILITY
5. ALL FURNITURE IS A PLACE HOLDER UNLESS SPECIFICALLY NOTED

LOCKER ROOM NOTES

1. ENSURE LIGHT IN SAUNA ROOM IS OUTSIDE OF TOUCHING RANGE OF USER. LIGHT COVER SHALL NOT BE GLASS.

**1** MODULE 19- ENHANCED LOCKER ROOM - PLAN
1/8" = 1'-0"**AIR FORCE CENTER FOR ENGINEERING AND
THE ENVIRONMENT (AFCEE)
FACILITIES DYNAMIC PROTOTYPES DESIGN FOR:****FITNESS CENTER: MEGA 2 SIZE****100% DESIGN**0 4' 8' 16'
SCALE: 1/8" = 1'

Jacobs Project No.: FDWD1323

Drawing Title:

**ENHANCED LOCKER
ROOM - FLOOR
PLAN**

Date: 21 NOVEMBER 2011

Designed By: JN/MRB/OF

Drawn By: JN/MRB/OF

Checked By: JS

Drawing No.:

A-203

1

2

3

4

5

SCALE(S) AS NOTED ON THIS SHEET ARE BASED ON A FULL 22X34 SHEET



NOT FOR
CONSTRUCTION

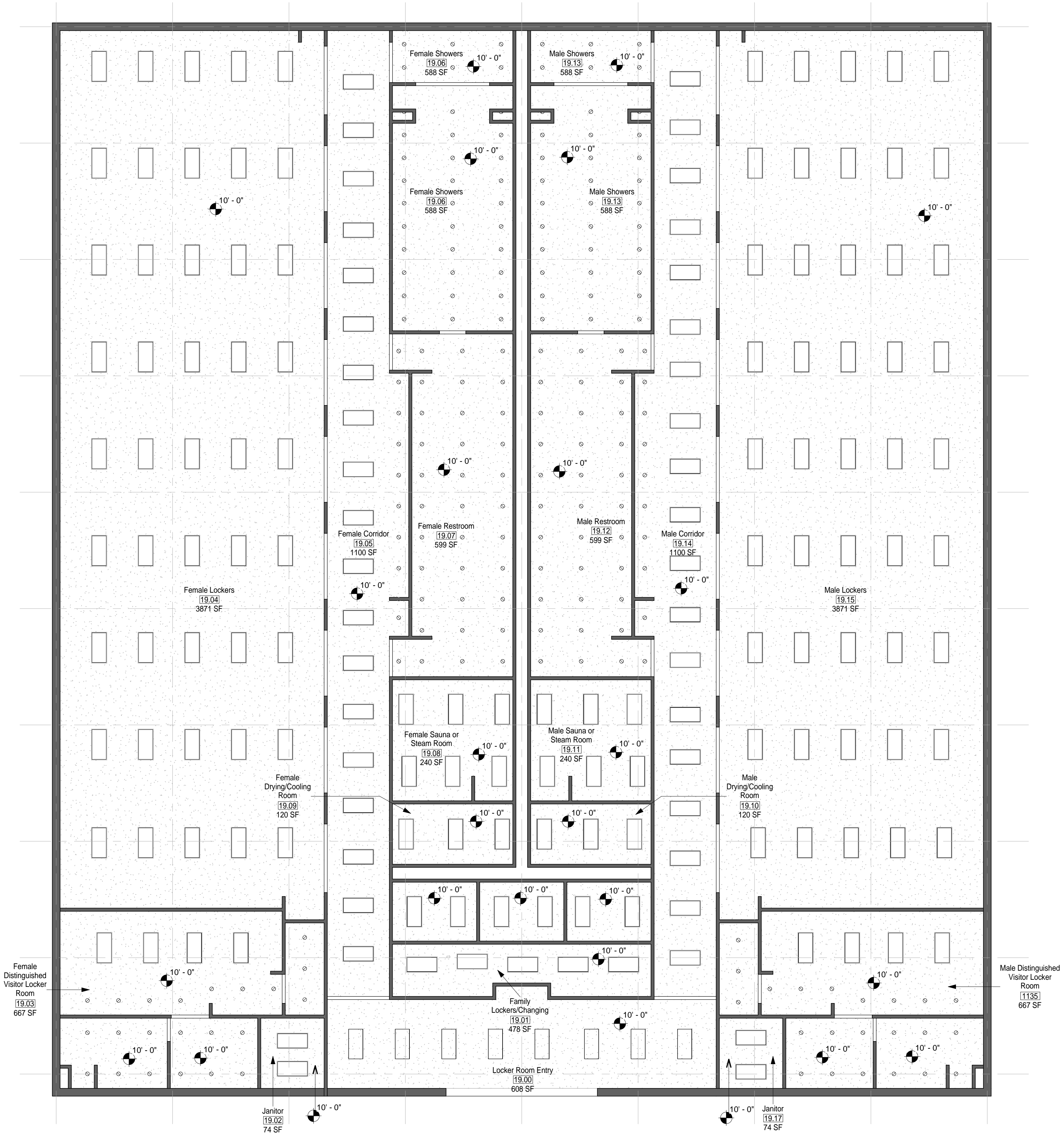
911 Central Parkway N., Suite 425 San Antonio, TX 78323
501 North Broadway, St. Louis, Missouri 63102-2121

GENERAL NOTES

- 1. EVERY WALL IS GENERIC UNLESS SPECIFICALLY NOTED
- 2. EVERY WALL IS A PLACE HOLDER
- 3. AS THE MODULES ARE COMBINED TO CREATE A FACILITY, DISCRETION SHOULD BE USED AS TO WHICH WALLS NEED TO BE MOVED, ADDED OR REMOVED
- 4. IF NO WALL IS PRESENT, IT IS THE DESIGN INTENT TO LEAVE THAT SPACE OPEN TO ADJACENT SPACES WITHIN THE FACILITY
- 5. ALL FURNITURE IS A PLACE HOLDER UNLESS SPECIFICALLY NOTED

LOCKER ROOM NOTES

- 1. ENSURE LIGHT IN SAUNA ROOM IS OUTSIDE OF TOUCHING RANGE OF USER. LIGHT COVER SHALL NOT BE GLASS.



1 MODULE 19 - ENHANCED LOCKER ROOM - RCP
1/8" = 1'-0"

AIR FORCE CENTER FOR ENGINEERING AND
THE ENVIRONMENT (AFCEE)
FACILITIES DYNAMIC PROTOTYPES DESIGN FOR:

FITNESS CENTER: MEGA 2 SIZE
100% DESIGN

0 4' 8' 16'
SCALE: 1/8" = 1'

Jacobs Project No.: FDWD1323

Drawing Title:

ENHANCED LOCKER
ROOM - RCP

Date: 21 NOVEMBER 2011

Designed By: JN/MRB/OF

Drawn By: JN/MRB/OF

Checked By: JS

Drawing No.:

A-204

1

2

3

4

5

SCALE(S) AS NOTED ON THIS SHEET ARE BASED ON A FULL 22X34 SHEET

GENERAL NOTES

- 1. EVERY WALL IS GENERIC UNLESS SPECIFICALLY NOTED
- 2. EVERY WALL IS A PLACE HOLDER
- 3. AS THE MODULES ARE COMBINED TO CREATE A FACILITY, DISCRETION SHOULD BE USED AS TO WHICH WALLS NEED TO BE MOVED, ADDED OR REMOVED
- 4. IF NO WALL IS PRESENT, IT IS THE DESIGN INTENT TO LEAVE THAT SPACE OPEN TO ADJACENT SPACES WITHIN THE FACILITY
- 5. ALL FURNITURE IS A PLACE HOLDER UNLESS SPECIFICALLY NOTED

LOCKER ROOM NOTES

- 1. ENSURE LIGHT IN SAUNA ROOM IS OUTSIDE OF TOUCHING RANGE OF USER. LIGHT COVER SHALL NOT BE GLASS.

JACOBS™

NOT FOR
CONSTRUCTION

911 Central Parkway N., Suite 425 San Antonio, TX 78323
501 North Broadway, St. Louis, Missouri 63102-2121

AIR FORCE CENTER FOR ENGINEERING AND
THE ENVIRONMENT (AFCEE)
FACILITIES DYNAMIC PROTOTYPES DESIGN FOR:

FITNESS CENTER: MEGA 2 SIZE

100% DESIGN

Jacobs Project No.: FDWD1323

Drawing Title:

ENHANCED LOCKER
ROOM - AXON.

Date: 21 NOVEMBER 2011

Designed By: JN/MRB/OF

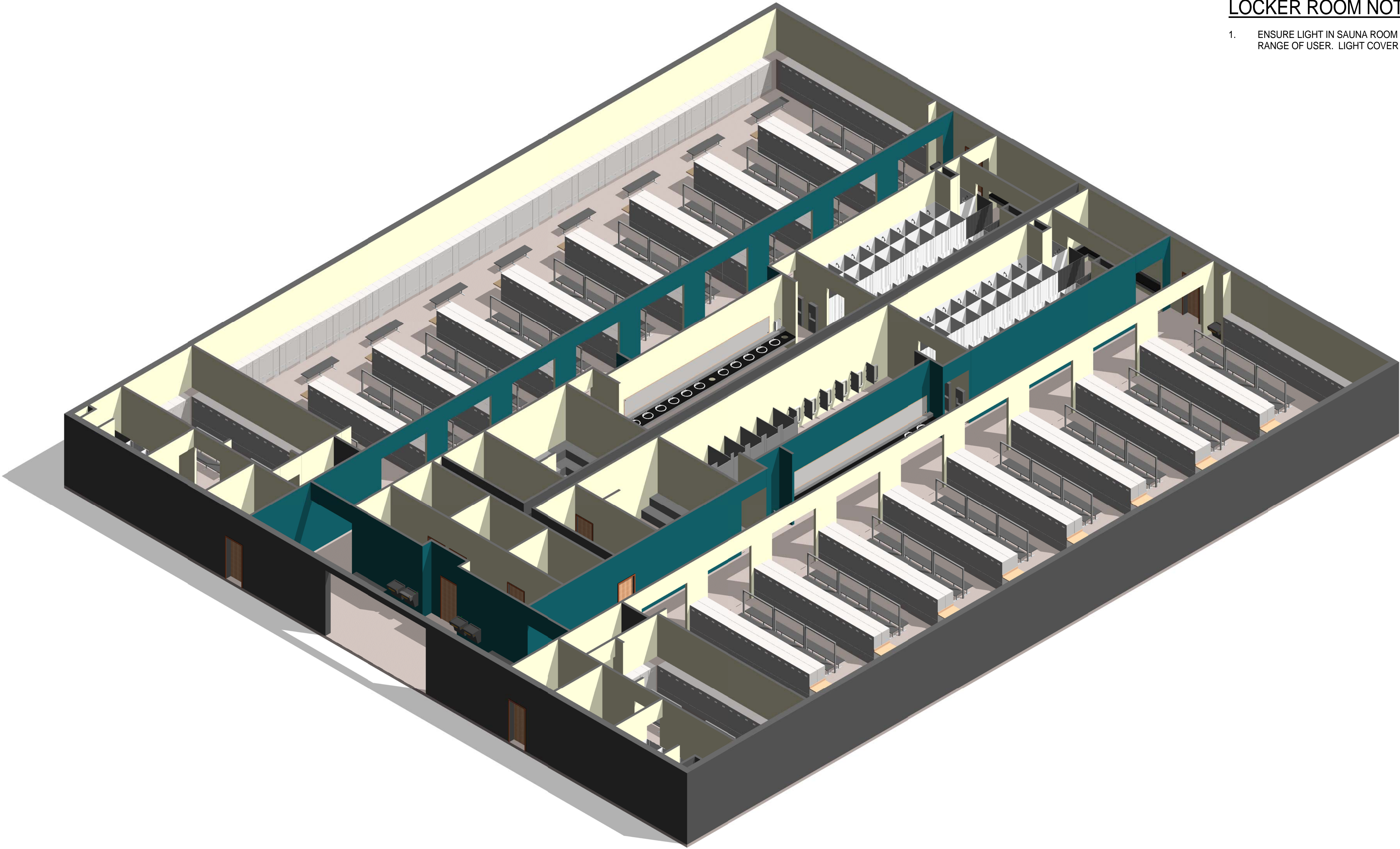
Drawn By: JN/MRB/OF

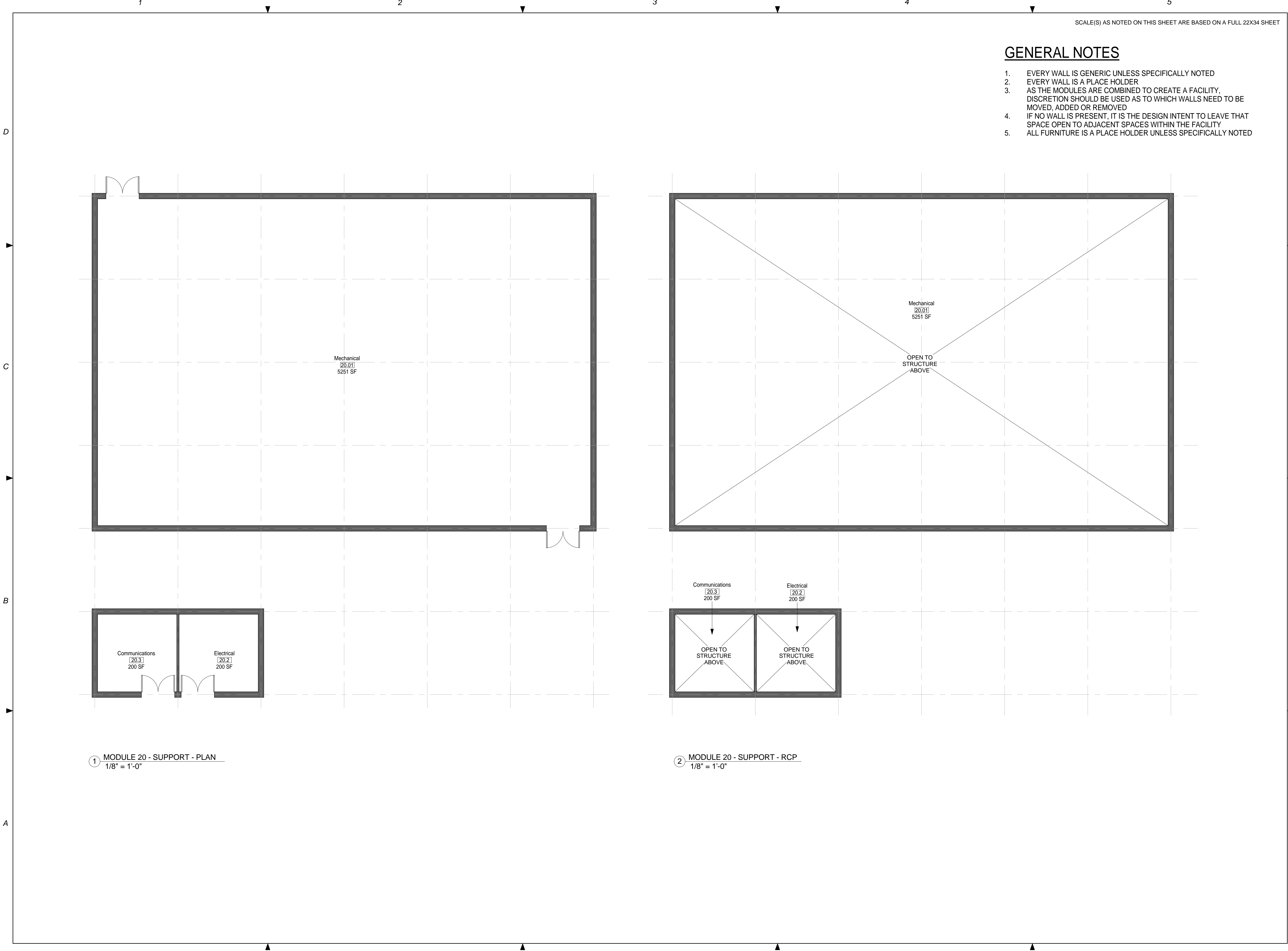
Checked By: JS

Drawing No.:

A-205

1 MODULE 19 - ENHANCED LOCKER ROOM - AXON.





SCALE(S) AS NOTED ON THIS SHEET ARE BASED ON A FULL 22X34 SHEET

GENERAL NOTES

1. EVERY WALL IS GENERIC UNLESS SPECIFICALLY NOTED
2. EVERY WALL IS A PLACE HOLDER
3. AS THE MODULES ARE COMBINED TO CREATE A FACILITY, DISCRETION SHOULD BE USED AS TO WHICH WALLS NEED TO BE MOVED, ADDED OR REMOVED
4. IF NO WALL IS PRESENT, IT IS THE DESIGN INTENT TO LEAVE THAT SPACE OPEN TO ADJACENT SPACES WITHIN THE FACILITY
5. ALL FURNITURE IS A PLACE HOLDER UNLESS SPECIFICALLY NOTED

JACOBS™

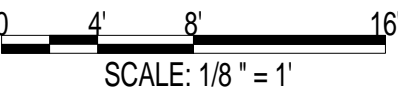
NOT FOR
CONSTRUCTION

911 Central Parkway N., Suite 425 San Antonio, TX 78323
501 North Broadway, St. Louis, Missouri 63102-2121

AIR FORCE CENTER FOR ENGINEERING AND
THE ENVIRONMENT (AFCEE)
FACILITIES DYNAMIC PROTOTYPES DESIGN FOR:

FITNESS CENTER: MEGA 2 SIZE

100% DESIGN



Jacobs Project No.: FDWD1323

Drawing Title:

SUPPORT - FLOOR
PLAN & RCP

Date: 21 NOVEMBER 2011

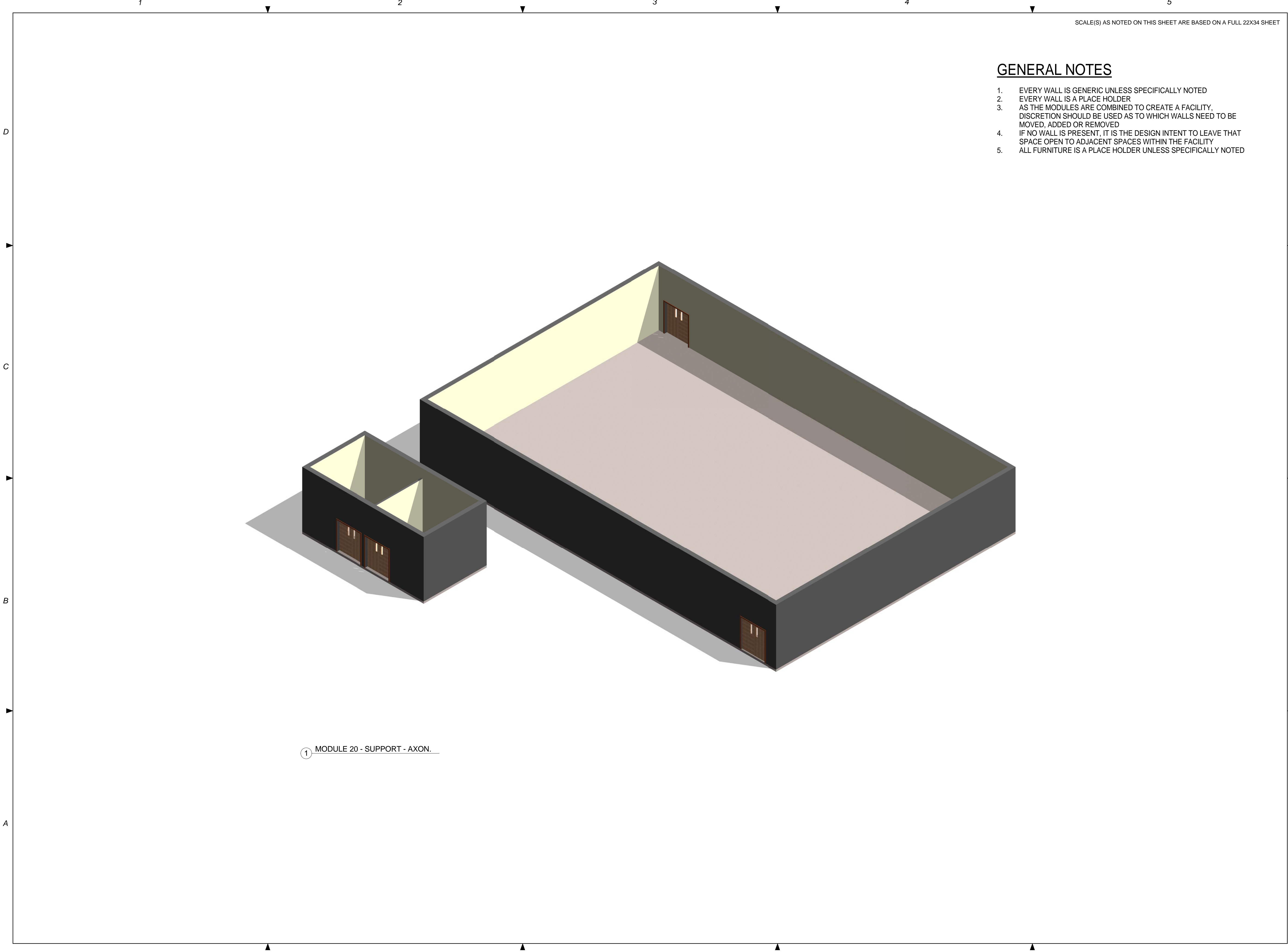
Designed By: JN/MRB/OF

Drawn By: JN/MRB/OF

Checked By: JS

Drawing No.:

A-301



① MODULE 20 - SUPPORT - AXON.

SCALE(S) AS NOTED ON THIS SHEET ARE BASED ON A FULL 22X34 SHEET

GENERAL NOTES

- 1. EVERY WALL IS GENERIC UNLESS SPECIFICALLY NOTED
- 2. EVERY WALL IS A PLACE HOLDER
- 3. AS THE MODULES ARE COMBINED TO CREATE A FACILITY, DISCRETION SHOULD BE USED AS TO WHICH WALLS NEED TO BE MOVED, ADDED OR REMOVED
- 4. IF NO WALL IS PRESENT, IT IS THE DESIGN INTENT TO LEAVE THAT SPACE OPEN TO ADJACENT SPACES WITHIN THE FACILITY
- 5. ALL FURNITURE IS A PLACE HOLDER UNLESS SPECIFICALLY NOTED

NOT FOR
CONSTRUCTION

911 Central Parkway N., Suite 425 San Antonio, TX 78323
501 North Broadway, St. Louis, Missouri 63102-2121

AIR FORCE CENTER FOR ENGINEERING AND
THE ENVIRONMENT (AFCEE)
FACILITIES DYNAMIC PROTOTYPES DESIGN FOR:

FITNESS CENTER: MEGA 2 SIZE

100% DESIGN

Jacobs Project No.: FDWD1323

Drawing Title:

SUPPORT - AXON.

Date: 21 NOVEMBER 2011

Designed By: JN/MRB/OF Drawing No.:

Drawn By: JN/MRB/OF

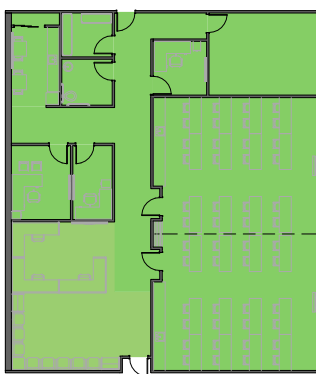
Checked By: JS

A-302

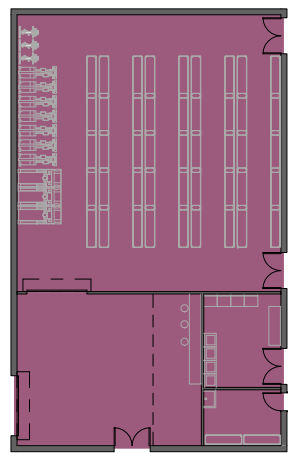
INDIVIDUAL MODULES

SCALE: 1/32" = 1'0"

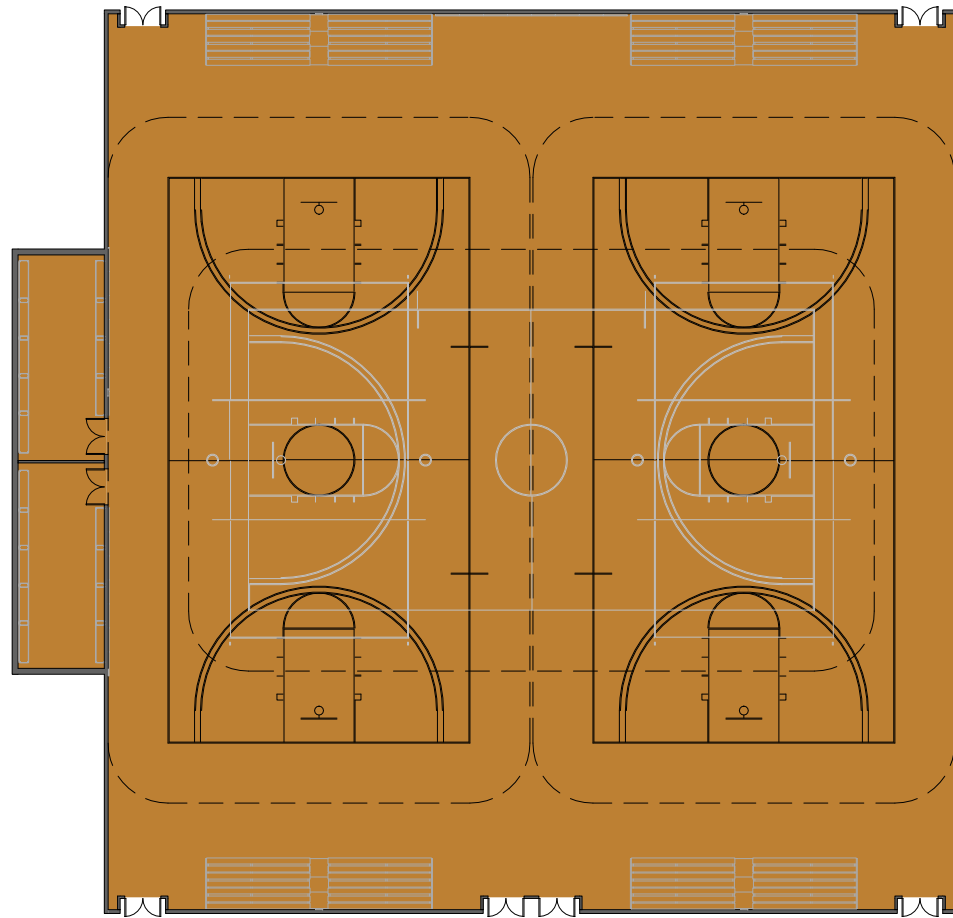
3. HAWC



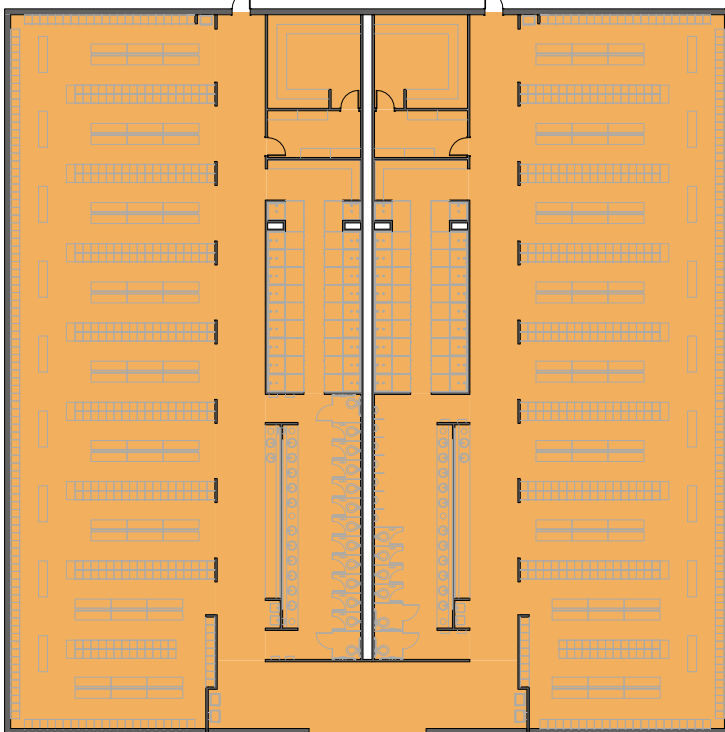
7. SUPPORT



13B. BASKETBALL/ VOLLEYBALL COURTS



19. ENHANCED LOCKER ROOM

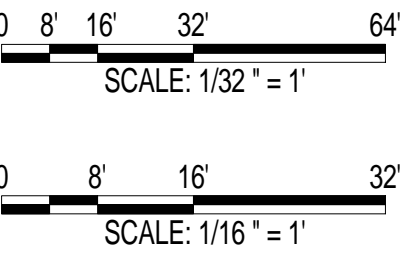
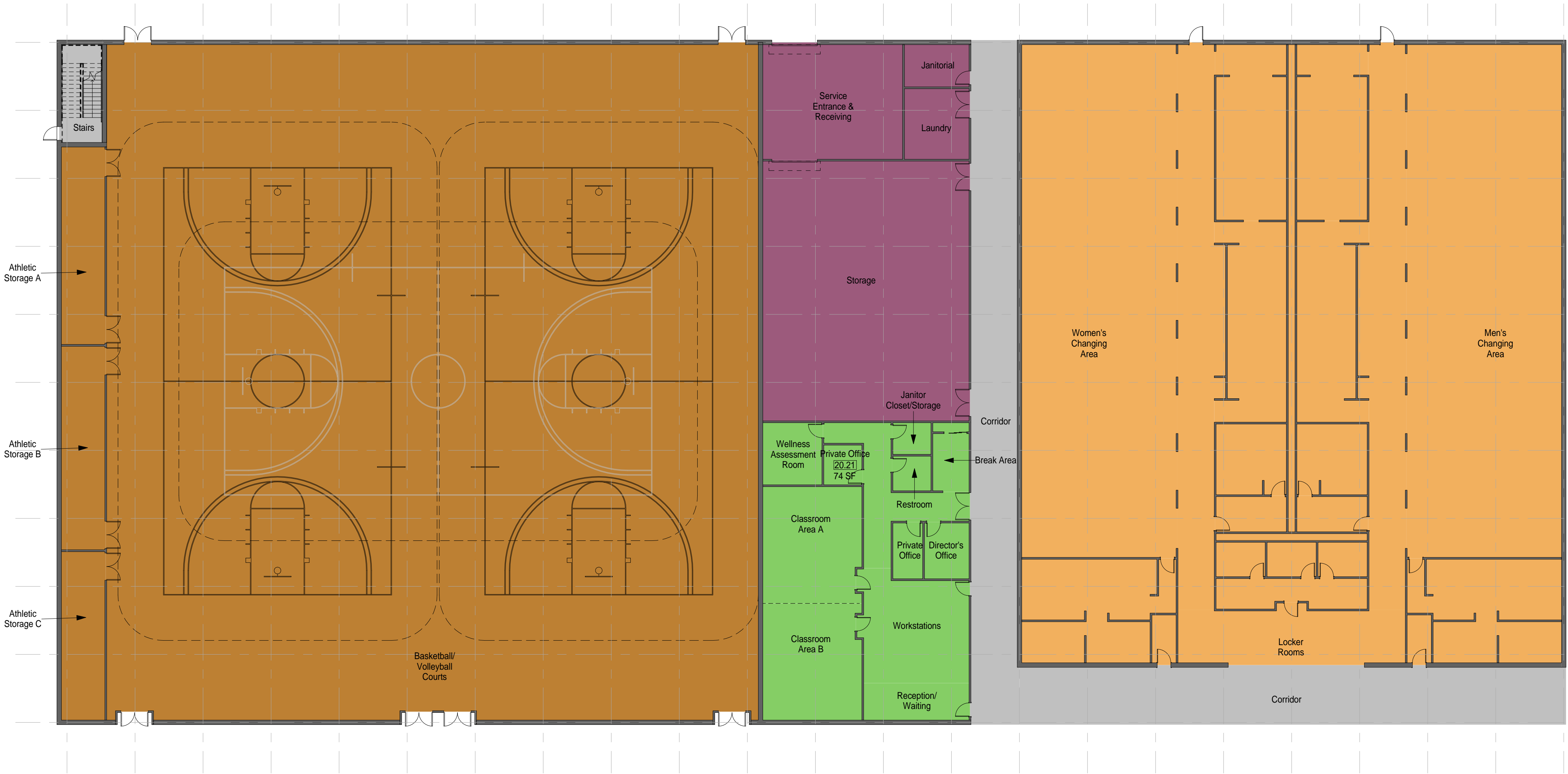


MEGA MODULE NOTES

1. MEGA MODULE IS PROVIDED TO ILLUSTRATE AN OPTIONAL WAY OF ARRANGING SOME OF THE INDIVIDUAL MODULES. THE MEGA MODULE IS NOT INTENDED TO CONSTITUTE A FINAL DESIGN.

MEGA MODULE - FLOOR PLAN

SCALE: 1/16" = 1'0"



Jacobs Project No.: FDWD1323

Drawing Title:

MEGA MODULE -
FLOOR PLAN

Date: 21 NOVEMBER 2011

Designed By: JN/MRB/OF

Drawn By: JN/MRB/OF

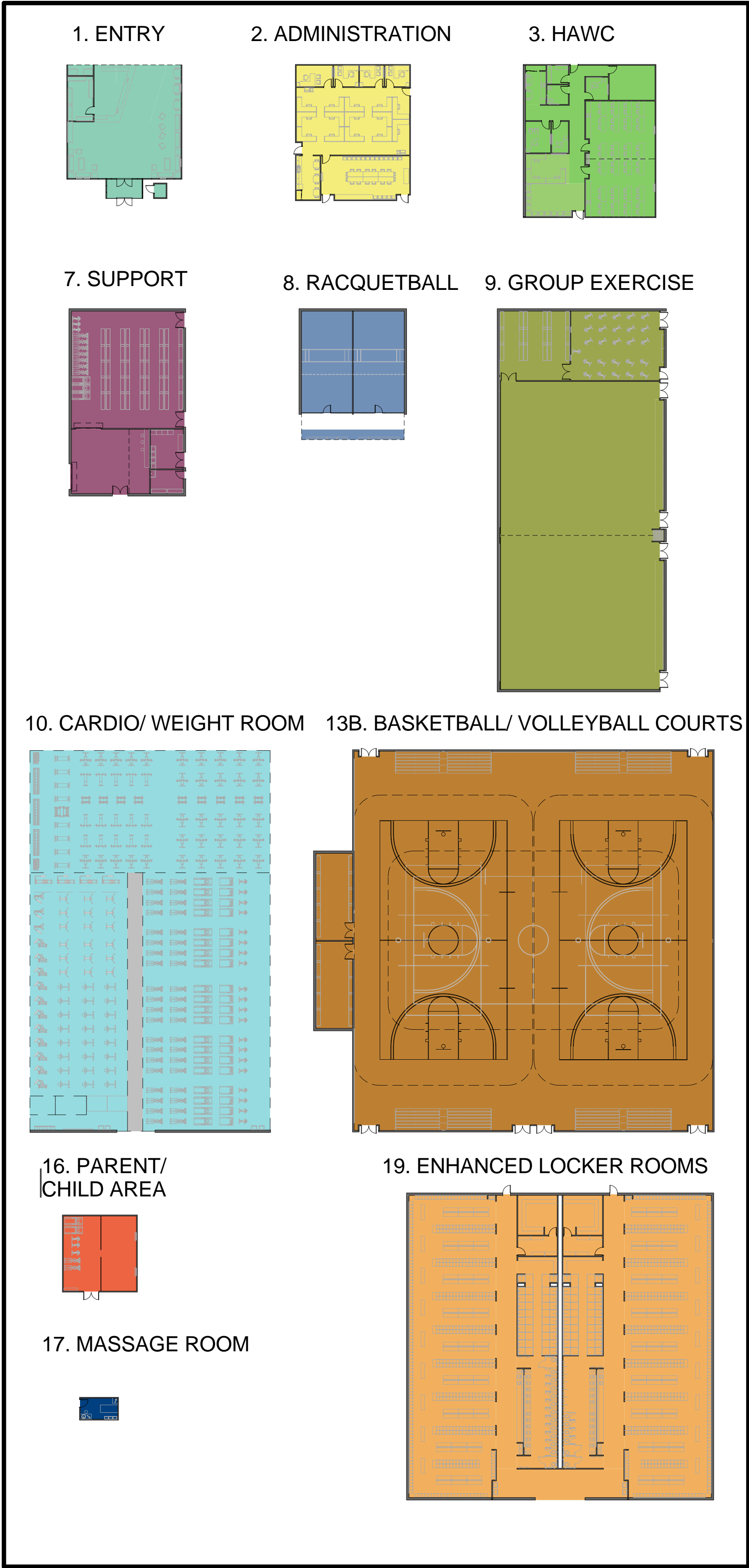
Checked By: JS

Drawing No.:

A-401

INDIVIDUAL MODULES

SCALE: 1/32" = 10'



BUILDING - FIRST FLOOR PLAN

SCALE: 1" = 20'



BUILDING NOTES

1. THIS BUILDING LAYOUT IS PROVIDED TO ILLUSTRATE ONE POSSIBLE WAY OF ARRANGING THE INDIVIDUAL MODULES. IT IS NOT INTENDED TO CONSTITUTE A FINAL DESIGN.

JACOBS™

NOT FOR CONSTRUCTION

911 Central Parkway N., Suite 425 San Antonio, TX 78323
501 North Broadway, St. Louis, Missouri 63102-2121

AIR FORCE CENTER FOR ENGINEERING AND THE ENVIRONMENT (AFCEE)
FACILITIES DYNAMIC PROTOTYPES DESIGN FOR:

FITNESS CENTER: MEGA 2 SIZE

100% DESIGN

0' 8' 16' 32' 64'
SCALE: 1/32" = 1'

0' 20' 40'
SCALE: 1" = 20'

Jacobs Project No.: FDWD1323

Drawing Title:

BUILDING - FIRST FLOOR PLAN

Date: 21 NOVEMBER 2011

Designed By: JNMRB/OF

Drawn By: JNMRB/OF

Checked By: JS

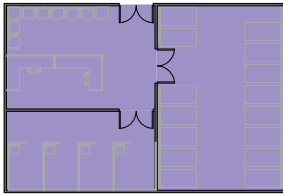
Drawing No.:

A-501


INDIVIDUAL MODULES

SCALE: 1/32" = 10'


3. FAC



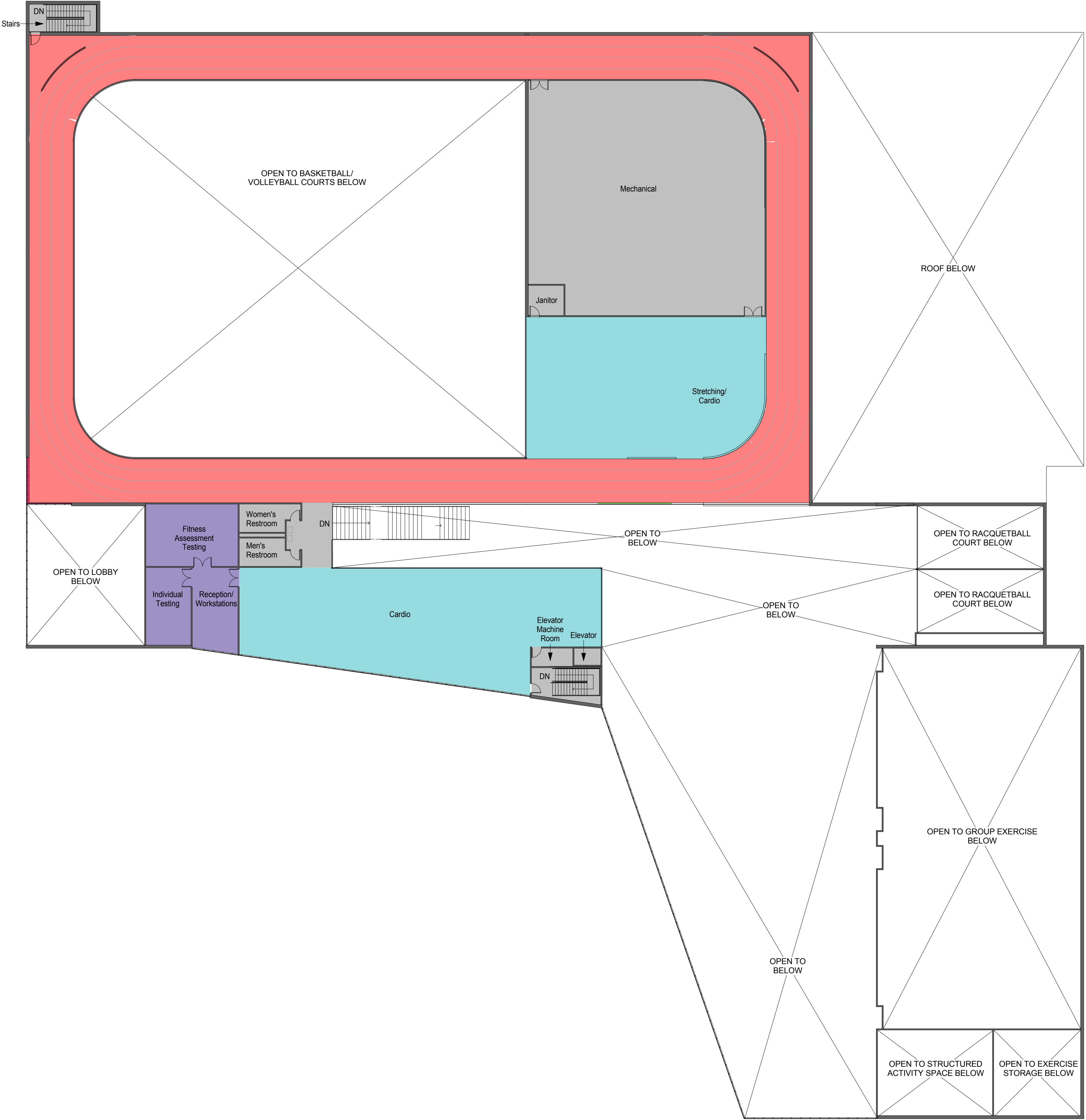
10. CARDIO/ WEIGHT ROOM



12B. TRACK



BUILDING 1 - SECOND FLOOR PLAN



BUILDING NOTES

1. THIS BUILDING LAYOUT IS PROVIDED TO ILLUSTRATE ONE POSSIBLE WAY OF ARRANGING THE INDIVIDUAL MODULES. IT IS NOT INTENDED TO CONSTITUTE A FINAL DESIGN.

JACOBS™

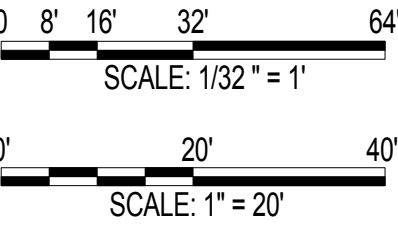
NOT FOR
CONSTRUCTION

911 Central Parkway N., Suite 425 San Antonio, TX 78323
501 North Broadway, St. Louis, Missouri 63102-2121

AIR FORCE CENTER FOR ENGINEERING AND
THE ENVIRONMENT (AFCEE)
FACILITIES DYNAMIC PROTOTYPES DESIGN FOR:

FITNESS CENTER: MEGA 2 SIZE

100% DESIGN



Jacobs Project No.: FDWD1323

Drawing Title:

BUILDING -
SECOND FLOOR
PLAN

Date: 21 NOVEMBER 2011

Designed By: JN/MRB/OF

Drawn By: JN/MRB/OF

Checked By: JS

Drawing No.:

A-502

1

2

3

4

5

SCALE(S) AS NOTED ON THIS SHEET ARE BASED ON A FULL 22X34 SHEET

BUILDING NOTES

1. THIS BUILDING LAYOUT IS PROVIDED TO ILLUSTRATE ONE POSSIBLE WAY OF ARRANGING THE INDIVIDUAL MODULES. IT IS NOT INTENDED TO CONSTITUTE A FINAL DESIGN.

JACOBS™**NOT FOR
CONSTRUCTION**911 Central Parkway N., Suite 425 San Antonio, TX 78323
501 North Broadway, St. Louis, Missouri 63102-2121AIR FORCE CENTER FOR ENGINEERING AND
THE ENVIRONMENT (AFCEE)
FACILITIES DYNAMIC PROTOTYPES DESIGN FOR:**FITNESS CENTER: MEGA 2 SIZE****100% DESIGN**

Jacobs Project No.: FDWD1323

Drawing Title:

BUILDING - AXON.

Date: 21 NOVEMBER 2011

Designed By: JN/MRB/OF Drawing No.:

Drawn By: JN/MRB/OF

Checked By: JS **A-503**

D

C

B

A

① BUILDING 1 - AXON.

1

2

3

4

5

SCALE(S) AS NOTED ON THIS SHEET ARE BASED ON A FULL 22X34 SHEET

ROOM SCHEDULE												
Room Number	Room Name	FINISHES								Ceiling Height	Comments	Area
		Floor Finish	Base Finish	WALLS				Ceiling Finish				
				North Wall	East Wall	South Wall	West Wall					
1.00	Entry Vestibule										108 SF	
1.01	Lobby										1199 SF	
1.02	Corridor										270 SF	
1.03	Control Point/ Reception										249 SF	
1.04	Retail										51 SF	
1.05	Vending										42 SF	
1.06	Equipment Issue/ Storage										175 SF	
1.07	Optional Vestibule Storage										25 SF	
2.00	Staff Workstations										787 SF	
2.01	Conference/ Classroom										577 SF	
2.02	Break Room										161 SF	
2.03	Corridor										172 SF	
2.04	Fitness and Sports Manager Office										120 SF	
2.05	NCOIC Office										81 SF	
2.06	Operations Manager Office										80 SF	
2.07	Sports Program Manager Office										81 SF	
2.08	Corridor										211 SF	
3.00	Reception/Waiting/Library										292 SF	
3.01	Support Staff Workstations										201 SF	
3.02	Director's Office										121 SF	
3.03	Private Office										81 SF	
3.04	Break Area										124 SF	
3.05	Restroom										64 SF	
3.06	Janitor Closet/Storage										61 SF	
3.07	Corridor										439 SF	
3.08	Wellness Assessment Room										246 SF	
3.09	Classroom Area A										612 SF	
3.10	Classroom Area B										612 SF	
3.11	Private Office										80 SF	
4.00	Reception/Waiting										426 SF	
4.01	Individual Testing										326 SF	
4.02	Fitness Assessment Testing										647 SF	
5.00	Male Restrooms										143 SF	
5.01	Female Restrooms										143 SF	
6.00	Stair A										194 SF	
7.00	Service Entrance and Receiving										574 SF	
7.01	Equipment Repair										203 SF	
7.02	Janitorial										120 SF	
7.03	Laundry										200 SF	
7.04	Storage										2030 SF	
8.01	Racquetball Court 1										800 SF	
8.02	Racquetball Court 2										800 SF	
8.03	Racquetball Spectator Area										160 SF	
9.00	Group Exercise B										3743 SF	
9.01	Stretching Area B										150 SF	
9.02	Group Exercise A										3743 SF	
9.03	Stretching Area A										150 SF	
9.04	Group Exercise Storage										754 SF	
9.05	Structured Activity/ Functional Fitness Room										977 SF	
10.00	Stretching										352 SF	
10.01	Chin/Dip										90 SF	
10.02	Crossover Machine										74 SF	
10.03	Cardio Area										5087 SF	
10.04	Selectorized Weights										3380 SF	
10.05	Free Weights										4551 SF	
10.06	Circulation										611 SF	
10.07	Fitness Program Manager's Office										150 SF	
10.08	Fitness Assessment Room										125 SF	
11.00	Locker Room Entry										601 SF	
11.01	Female Corridor										960 SF	
11.02	Female Lockers										4052 SF	
11.03	Female Sauna or Steam Room										240 SF	
11.04	Female Drying/Cooling Room										120 SF	
11.05	Female Showers										588 SF	
11.06	Female Restroom										600 SF	
11.07	Male Restroom										600 SF	
11.08	Male Showers										588 SF	
11.09	Male Drying/Cooling Room										120 SF	
11.10	Male Sauna or Steam Room										240 SF	
11.11	Male Corridor										960 SF	
11.12	Male Lockers										4052 SF	
12.00	Track A										10703 SF	
12.10	Track B										10703 SF	
13.00	Basketball/ Volleyball Courts										19446 SF	
13.01	Basketball Storage A										651 SF	
13.02	Basketball Storage B										432 SF	
13.10	Basketball/ Volleyball Courts										20971 SF	
13.11	Athletic Storage A										492 SF	
13.12	Athletic Storage B										492 SF	

ROOM SCHEDULE												
Room Number	Room Name	FINISHES								Ceiling Height	Comments	Area
		Floor Finish	Base Finish	WALLS				Ceiling Finish				
				North Wall	East Wall	South Wall	West Wall					
14.00	Entry Vestibule										108 SF	
14.01	Lobby										1176 SF	
14.02	Juice Bar Seating										250 SF	
14.03	Juice Bar										156 SF	
14.04	Corridor										263 SF	
14.05	Control Point/ Reception										249 SF	
14.06	Equipment Issue/ Storage										175 SF	
14.07	Vending										42 SF	
14.16	Wellness Assessment Room										173 SF	
14.17	Classroom Area A										553 SF	
14.18	Workstations										557 SF	
14.19	Janitor Closet/Storage										56 SF	
14.20	Restroom										64 SF	
14.21	Private Office										81 SF	
14.22	Director's Office										121 SF	
14.23	HAWC Corridor										351 SF	
14.24	Break Area										119 SF	
14.25	Classroom Area B										553 SF	
14.26	Waiting/Library										189 SF	
14.27	Mechanical										3817 SF	
14.28	Massage Room										190 SF	
14.29	Stairs										227 SF	
14.33	Elevator										46 SF	
14.34	Elevator Machine Room										77 SF	
14.35	Vestibule										212 SF	
15.00	Expanded Retail Area										100 SF	
16.00	Parent/ Child Area										851 SF	
17.00	Massage Room										120 SF	
18.00	Additional Stretching Area										666 SF	
19.00	Locker Room Entry										608 SF	
19.01	Family Lockers/Changing										478 SF	
19.02	Janitor										74 SF	
19.03	Female Distinguished Visitor Locker Room										667 SF	
19.04	Female Lockers										3871 SF	
19.05	Female Corridor										1100 SF	
19.06	Female Showers										588 SF	
19.07	Female Restroom										599 SF	
19.08	Female Sauna or Steam Room										240 SF	
19.09	Female Drying/Cooling Room										120 SF	
19.10	Male Drying/Cooling Room										120 SF	
19.11	Male Sauna or Steam Room										240 SF	
19.12	Male Restroom										599 SF	
19.13	Male Showers										588 SF	
19.14	Male Corridor										1100 SF	
19.15	Male Lockers										3871 SF	
19.17	Janitor										74 SF	
20.01	Mechanical										5251 SF	
20.2	Electrical										200 SF	
20.3	Communications										200 SF	
20.4	Storage										2606 SF	
20.5	Service Entrance & Receiving										779 SF	
20.6	Laundry										222 SF	
20.7	Janitorial										133 SF	
20.8	Wellness Assessment Room										178 SF	
20.9	Classroom Area A										553 SF	
20.10	Workstations										557 SF	
20.11	Janitor Closet/Storage										59 SF	
20.12	Restroom										64 SF	
20.13	Private Office										81 SF	
20.14												

NOT FOR CONSTRUCTION

911 Central Parkway N., Suite 425 San Antonio, TX 78323
501 North Broadway, St. Louis, Missouri 63102-2121

AIR FORCE CENTER FOR ENGINEERING AND
THE ENVIRONMENT (AFCEE)
FACILITIES DYNAMIC PROTOTYPES DESIGN FOR:

FITNESS CENTER: MEGA 2 SIZE
100% DESIGN

Jacobs Project No.: FDWD1323

Drawing Title:

ROOM SCHEDULE

Date: 21 NOVEMBER 2011

Designed By: JN/MRB/OF | Drawing No.: A-601

Drawn By: JN/MRB/OF

Checked By: JS

D

C

B

A

1

2

3

4

5

SCALE(S) AS NOTED ON THIS SHEET ARE BASED ON A FULL 22X34 SHEET

WINDOW SCHEDULE														
Type Mark	R.O.		Type	Manufacturer	Model	Material	Finish	Head	Jamb	Sill	Glazing		Head Height	Comments
	Width	Height									Thickness	Type		



NOT FOR
CONSTRUCTION

911 Central Parkway N., Suite 425 San Antonio, TX 78323
501 North Broadway, St. Louis, Missouri 63102-2121

AIR FORCE CENTER FOR ENGINEERING AND
THE ENVIRONMENT (AFCEE)
FACILITIES DYNAMIC PROTOTYPES DESIGN FOR:

FITNESS CENTER: MEGA 2 SIZE

100% DESIGN

Jacobs Project No.: FDWD1323

Drawing Title:

WINDOW SCHEDULE

Date: 21 NOVEMBER 2011

Designed By: JN/MRB/OF

Drawn By: JN/MRB/OF

Checked By: JS

Drawing No.:

A-603